

ARTEP 5-616-34-MTP

**Headquarters and
Headquarters Company,
Engineer Prime-Power
Battalion**

SEPTEMBER 2003

DISTRIBUTION RESTRICTION: Approved for public release;
distribution is unlimited.

**HEADQUARTERS,
DEPARTMENT OF THE ARMY**

**This publication is available at Army
Knowledge Online (www.us.army.mil)
and the General Dennis J. Reimer
Training and Doctrine Digital Library at
(www.adtdl.army.mil)**

ARMY TRAINING AND
EVALUATION PROGRAM
No. 5-616-34-MTP

HEADQUARTERS
DEPARTMENT OF THE ARMY
Washington, DC, 29 September 2003

Mission Training Plan For The Headquarters and Headquarters Company, Engineer Prime-Power Battalion

TABLE OF CONTENTS

	<u>PAGE</u>
Table of Contents	i
Preface	ii
Chapter 1. Unit Training	1-1
Chapter 2. Training Matrixes.....	2-1
Chapter 3. Mission Outlines/Training Plans.....	3-1
Chapter 4. Training Exercise.....	4-1
Chapter 5. Training and Evaluation Outlines	5-1
Chapter 6. External Evaluation	6-1
Appendix A - Exercise Operation Order	A-1
Appendix B - Threat Analysis	B-1
Appendix C - Metric Conversion Chart	C-1
Glossary	Glossary-1
References	References-1
Feedback.....	Feedback-1

DISTRIBUTION RESTRICTION: Approved for public release; distribution is unlimited.

*This publication supersedes ARTEP 5-616-34-MTP, dated 11 October 2002.

PREFACE

This mission training plan (MTP) provides active component (AC) and reserve component (RC) training managers with a descriptive, mission-oriented training program to train the unit to perform its critical wartime operations. This MTP aligns with and is part of the United States (US) Army Training and Tactical Doctrine Program. While general defense plan missions and deployment assignments impact on the priorities, the operations described here are expected to be executed with a high level of proficiency. Each unit is expected to train, as a minimum, to the standards of the training and evaluation outlines (T&EOs) in this MTP. Standards for training may be raised, but they may not be lowered.

This MTP applies to the headquarters (HQ) and HQ company, engineer prime-power battalion conversion table(s) of organization and equipment (TOE) 05616L000.

The proponent for this publication is HQ, TRADOC. Send comments and recommendations on Department of the Army (DA) Form 2028 directly to Commander, US Army Maneuver Support Center, ATTN: ATZT-DT-WF-E, Directorate of Training Development, 320 MANSCEN Loop, Suite 220, Fort Leonard Wood, MO 65473-8929.

Unless this publication states otherwise, masculine nouns and pronouns refer to both men and women.

CHAPTER 1

Unit Training

1-1. General. This MTP provides the commander and leaders with guidance on how to train the key missions of the unit. The specific details of the unit training program will depend on the—

- Unit mission-essential task list (METL).
- Chain-of-command training directives and guidance.
- Unit training priorities.
- Availability of training resources and areas.

1-2. Supporting Material. This MTP describes a critical wartime mission-oriented training program that is part of the next higher echelon training program. This relationship is illustrated in Figure 1-1. The unit training program consists of the following publications:

- a. Army Training and Evaluation Program (ARTEP) 5-615-66-MTP for the engineer battalion prime-power staff. This MTP indicates the relationship of the battalion training program.
- b. ARTEP 5-616-34-MTP for the HQ and HQ company, engineer prime-power battalion. This MTP indicates the relationship of the support company training program to the battalion training program.
- c. ARTEP 5-617-35-MTP for the engineer company, engineer prime-power battalion, indicates the relationship of the company training program to the battalion training program.
- d. ARTEP 5-617-10-MTP and ARTEP 5-617-11-MTP for the engineer platoons prime-power battalion. These MTPs indicate the relationship of the platoon training program to the company training program.

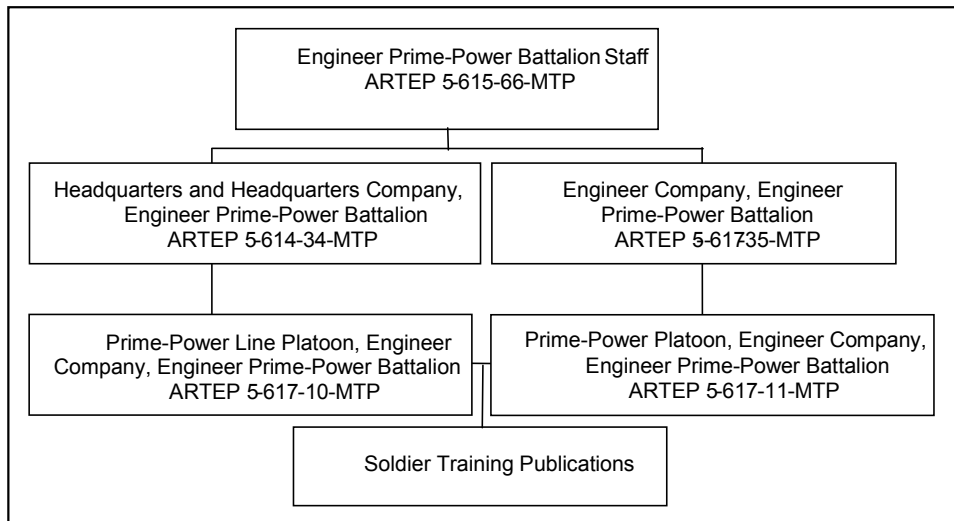


Figure 1-1. MTP Echelon Relationship

- e. Soldier training publications (STPs) for the appropriate military occupational specialties (MOSS) and skill levels.

1-3. Contents. This MTP is organized into six chapters and three appendixes.

a. Chapter 1, Unit Training, provides the explanation and organization of an MTP. This chapter explains how to use an MTP in establishing an effective training program.

b. Chapter 2, Training Matrixes, shows the relationship between the mission and the collective tasks.

c. Chapter 3, Mission Outlines/Training Plans, presents a graphic portrayal of the relationship between missions and their subordinate tasks.

d. Chapter 4, Training Exercise, consists of a sample training exercise. This exercise provides training information and a preconstructed sample scenario. It can serve as a part of an internal or external evaluation. This exercise may be modified to suit the training needs of the unit.

e. Chapter 5, Training and Evaluation Outlines, contains the T&EOs for the unit. T&EOs are the foundation of the MTP and the collective training of the unit. Each task is a T&EO that identifies task steps, performance measures, individual and leader tasks, and opposing forces (OPFOR) countertasks. The unit must master designated collective tasks to perform its critical wartime operations. T&EOs can be trained separately, in a situational training exercise (STX), in a field training exercise (FTX), or in live-fire exercises. For collective live-fire standards, the trainer needs to refer to the applicable gunnery manual for the appropriate course of fire. Those standards and courses of fire need to be integrated into the training exercise. Each T&EO is part of a mission and, in various combinations, composes the training exercise in Chapter 4.

(1) Format. The T&EOs are prepared for every collective task that supports critical wartime operation accomplishment. Each T&EO contains the following items:

(a) Elements. This identifies the unit or unit element(s) that perform the task.

(b) Task. This describes the action to be performed by the unit and provides the task number.

(c) Reference. This identifies the publication used to develop the task and is in parenthesis following the task number. If more than one reference is used, the reference that contains the most information (primary reference) about the task is listed first and underlined. If there is only one reference, it is not underlined.

(d) Iteration. This is used to identify how many times the task is performed and evaluated during training. The M identifies when the task is performed in mission-oriented protective posture (MOPP) 4.

(e) Commander/leader assessment. This is used by the unit leadership to assess the proficiency of the unit in performing the task to standard. Assessments are subjective in nature. Therefore, use all available evaluation data and subunit-leader input to assess the overall capability of the organization to accomplish the task. Use the following ratings:

- **T - Trained.** The unit is trained and has demonstrated its proficiency in accomplishing the task to wartime standards.
- **P - Needs practice.** The unit needs to practice the task. Performance has demonstrated that the unit does not achieve the task to standard without some difficulty or has failed to perform some task steps to standard.
- **U - Untrained.** The unit cannot demonstrate an ability to achieve wartime proficiency.

(f) Conditions. This describes the situation or environment in which the unit is to perform the collective task.

(g) Task standards. This states the performance criteria that a unit must achieve to successfully execute the task. This overall standard should be the focus of training and should be understood by every soldier. The trainer or evaluator determines the unit training status by using performance observation measurements (where applicable) and his judgment. The unit must be evaluated in the context of the mission, enemy, terrain, troops, time available, and civilian considerations (METT-TC). The conditions should be as similar as possible for all evaluated elements. This will establish a common baseline for unit performance.

(h) Task steps and performance measures. This is a list of actions that the unit is to perform to complete the task. These actions are stated in terms of observable performance for evaluating training proficiency. The task steps are arranged sequentially along with any supporting individual tasks and their references. An asterisk (*) to the left of the step number indicates the leader tasks within each T&EO. If the unit fails to correctly perform one of the task steps to standard, it has failed to achieve the overall task standard. The task step may contain performance measures that must be accomplished to correctly perform the task step.

(i) GO/NO-GO column. This column is provided for annotating the performance of the task steps. Evaluate each performance measure for a task step and place an X in the appropriate column. A major portion of the performance measures must be marked a GO for the task step to be successfully performed.

(j) Task performance/evaluation summary block. This block provides the trainer with a means of recording the total number of task steps and performance measures evaluated and those evaluated as GO. It also provides the evaluator with a means to rate the unit demonstrated performance as a GO or NO-GO. It also provides the leader with a historical record for five training iterations.

(k) Supporting individual tasks. This is a listing of all supporting individual tasks required to correctly perform the task. The task number and task title for each individual task are listed.

(l) Supporting collective tasks. This is a listing of all supporting collective tasks required to correctly perform the task. The task number and task title for each collective task are listed.

(m) Opposing forces tasks. These standards specify overall OPFOR performance for each collective task. The standards ensure that the OPFOR soldiers accomplish meaningful training and force the training unit to perform its task to standard or lose to the OPFOR. The OPFOR standards specify what must be accomplished—not how it must be accomplished. The OPFOR must always attain its task standards, using tactics consistent with the type of enemy being portrayed.

(2) Usage. The T&EOs can be used to train or evaluate a single task. Several T&EOs can be used to train or evaluate a group of tasks such as an STX or FTX.

f. Chapter 6, External Evaluation, provides instructions for the planning, preparation, and execution of an external evaluation.

g. Appendix A, Sample Operation Order, contains a sample operation order (OPORD) to be used with the exercise in Chapter 4.

h. Appendix B, Threat Analysis, describes local, regional, and global threats and special situations that impact operations.

i. Appendix C, Metric Conversion Chart, contains an English-to-metric measurement conversion chart.

1-4. Missions and Tasks.

a. This MTP concerns specific missions found in the TOE and an implied mission that the unit must perform in order to accomplish the specified missions. The critical missions are the focus for the unit. The commander may supplement these missions with his own. The following is a listing of the missions for the unit:

b. Each of these tasks may be trained individually or jointly. Training is based on the criteria described in the T&EOs. Several T&EOs can be trained as an STX. Various combinations of STXs can be used to develop an FTX for the unit to practice its entire mission responsibility. Several STXs can be developed into an external evaluation that is designed by the next higher echelon to evaluate the ability of the unit to perform multiple missions under stress in a realistic environment.

c. Squad tasks are trained in much the same way as described above. However, the squad leader must also train the drills provided in the drill book.

d. Leader tasks that support unit missions are trained through STP training, battle simulations, and execution of unit missions.

e. Individual tasks that support unit tasks are mastered by training to standards outlined in the appropriate STPs. The T&EOs in Chapter 5 show the individual tasks that support collective-task training.

1-5. Training Principles. This MTP is based on the training principles explained in Field Manual (FM) 7-0.

1-6. Training Strategy. The training program, developed and executed by the engineer battalion to train to standards in its critical wartime missions, will be a component of the Army Combined Arms Training Strategy (CATS). The purpose of CATS is to provide direction and guidance on how the total Army will train and identify the resources required to support that training. CATS will provide the tools that enable the Army to focus and manage training in an integrated manner. Central to CATS is a series of proponent-generated unit and institutional strategies that describe the training events and resources required to facilitate training to standard. CATS will be embedded in the Standard Army Training System (SATS), version 4.1 and higher. The Web site for this information is <http://www.atsc.army.mil/atmd/strac>.

a. The unit training strategies central to CATS provide the commander with a descriptive menu for training. These strategies reflect that while there is an optimal way to train to standard, it is unlikely that all units in the Army will have the exact mix of resources required to execute an optimal training strategy.

b. The unit training strategy is a descriptive training strategy that provides a means for training the battalion to standard by listing required training events, critical training gates, training event frequencies, and training resources. The commander selects those tasks required to train his METL from this MTP. The training strategies to be provided in SATS 4.1 will provide the means whereby those tasks can be trained through a focused and integrated training plan.

c. The unit training strategy will be comprised of three separate training strategies. When integrated with the training tasks found in this MTP, they form a comprehensive and focused training strategy that allows the unit to train to standard. The elements of the unit training strategy are discussed below.

(1) Maneuver- and collective-training strategy. The maneuver- and collective-training strategy is intended to provide a set of recommended training frequencies for key training events in a unit and depicts those resources that are required to support the training events.

(2) Gunnery strategy. The gunnery strategy is based on weapons systems found in the unit and is intended to provide an annual training plan and to depict resources required to support weapons

training. Data for the gunnery strategy comes from the Standards in Training Commission (STRAC) manual or the appropriate FMs.

(3) Soldier strategy. The soldier strategy provides an annual plan for training and maintaining skills at the individual level and lists the resources required to train a soldier.

d. A vital element in the unit training strategy is the identification of critical training gates. Critical training gates are defined as training events that must be conducted to standard before moving on to a more difficult or resource-intensive training event or task. Training gates follow the crawl, walk, run training methodology. For instance, if the unit training strategy calls for conducting an FTX, and an STX has been identified as a critical training gate for the FTX, the training tasks in the STX must be trained to standard before conducting the FTX. Standards for all tasks must be clearly defined so that the trainer can assess the preparedness of the soldiers, or units, to move on to more complex training events. The provision for critical training gates is made recognizing that the unit METL and the commander's assessment of his unit training status will determine the selection and timing of the collective-training exercises in a specific unit training strategy.

e. When developing the unit training plan, the commander identifies from the MTP the training tasks required to train his METL.

1-7. Training Conduct. This MTP is designed to facilitate planning, preparing, and conducting unit training as explained in FMs 7-0 and 25-101. The commander performs the following:

a. Assigns the missions and supporting tasks for training based on his METL and guidance from the next higher HQ. Trainers must plan and execute training to support this guidance.

b. Reviews the mission outline in Chapter 3 to determine whether the STXs and the FTXs provided will support, or can be modified to support, the command guidance. If they do not support the guidance or if they need to be modified, refer to the matrix in Chapter 2. This matrix provides a list of all critical collective tasks, drills, and individual tasks that must be mastered to perform the mission.

c. Prioritizes the tasks that need training. There is never time to train everything. Orient the training toward the greatest challenges and the most difficult sustainment skills.

d. Integrates training tasks into the training schedule, using the following procedures:

(1) List the tasks in the priority and frequency that they need to be trained.

(2) Determine the amount of time required and how to use multiechelon training for the best results.

(3) Determine where the training can take place.

(4) Determine who will be responsible for what. The leader of the element being trained must always be involved.

(5) Organize needs into blocks of time and training vehicles.

e. Approves the list of tasks to be trained and schedules them on the unit training schedule.

f. Determines the equipment and supplies needed to conduct the training.

g. Keeps subordinate leaders informed, and oversees their training. The standards must be rigidly enforced.

1-8. Force Protection.

a. **Safety.** Safety is a component of force protection. Commanders, leaders, and soldiers use risk assessment and risk management to tie force protection into the military around the mission. Risk management assigns responsibility, institutionalizes the commander review of operational safety, and leads to decision making at a level of command that is appropriate to the risk. The objective of safety is to help units protect combat power through accident prevention, which enables units to win quickly and decisively, with minimum losses. Safety is an integral part of all combat operations. Safety begins with readiness that determines the ability of the unit to perform its METL to standard. Readiness standards addressed during METL assessment are as follows:

- (1) Soldiers with the self-discipline to consistently perform tasks to standard.
- (2) Leaders who are ready, willing, and able to enforce standards.
- (3) Training that provides skills needed for performance to standard.
- (4) Standards and procedures for task preferences that are clear and practical.
- (5) Support for task preference, including equipment, personnel, maintenance, facilities, and services.

b. **Risk Management.** Risk management addresses the root causes (readiness shortcomings) of accidents. It helps commanders and leaders identify and predict the next accident. Risk management is a way to put more realism into training without paying the price in deaths, injuries, or damaged equipment. Risk management is a five-step, cyclic process that is easily integrated into the decision-making process outlined in FM 101-5.

Step 1. Identify Any Hazards. Identify the most probable hazards for the mission.

Step 2. Assess the Hazards. Analyze each hazard to determine the probability of it causing an accident and the probable effect of the accident. Identify control options to eliminate or reduce the hazard. The Army standard risk assessment matrix in Figure 1-2 is a tool to use for assessing hazards.

			HAZARD PROBABILITY				
			FREQUENT	PROBABLE	OCCASIONAL	REMOTE	IMPROBABLE
			A	B	C	D	E
E F F E C T	CATASTROPHIC	I	EXTREMELY HIGH		HIGH		LOW
	CRITICAL	II	HIGH	HIGH		LOW	LOW
	MARGINAL	III	HIGH	MEDIUM		LOW	LOW
	NEGLIGIBLE	IV	LOW	LOW		LOW	LOW

Severity

Catastrophic	Death, permanent total disability, system loss, major property damage
Critical	Permanent partial disability, temporary total disability in excess of three months, major system damage, significant property damage
Marginal	Minor injury, lost workday accident, compensable injury or illness, minor system/property damage
Negligible	First aid or minor supportive medical treatment, minor system impairment

Probability

Frequent	Individual soldier/item All soldiers exposed or item inventory	Occurs often in career/equipment or both service life Continuously experienced
Probable	Individual soldier/item All soldiers exposed or item inventory	Occurs several times in career/equipment service life Occurs frequently
Occasional	Individual soldier/item All soldiers exposed or item inventory	Occurs sometime in career/equipment service life Occurs sporadically or several times in inventory service life
Remote	Individual soldier/item All soldiers exposed or item inventory	Possible to occur in career/equipment service life Remote chance of occurrence; expected to occur sometime in inventory service life
Improbable	Individual soldier/item All soldiers exposed or item inventory	Can assume will not occur in career/equipment service life Possible, but not probable; occurs only very rarely

Risk Levels

Extremely High	Loss of ability to accomplish mission
High	Significantly degrades mission capabilities in terms of required mission standards
Medium	Degrades mission capabilities in terms of required mission
Low	Little or no impact on mission accomplishment

Figure 1-2. Risk Assessment Matrix

Step 3. Make Risk Decisions. Weigh the risk against the benefits of performing the operation. Accept no unnecessary risks, and make any remaining risk decisions at the proper level of command.

Step 4. Implement Controls. Integrate specific controls into operation plans (OPLANs), OPORDs, standing operating procedures (SOPs), and rehearsals. Communicate controls to the individual soldier.

Step 5. Supervise. Determine the effectiveness of controls in reducing the probability and effect of identified hazards, to include a follow-up and an after-action review (AAR). Develop lessons learned.

c. Chain of Command. Safety demands total chain-of-command involvement in planning, preparing, executing, and evaluating training. Responsibilities of the chain of command include—

- (1) Commanders.
 - (a) Seek optimum, not adequate, performance.
 - (b) Specify the risk you will accept to accomplish the mission.
 - (c) Select risk reductions provided by the staff.
 - (d) Accept or reject residual risk, based on the benefit to be derived.
 - (e) Train and motivate leaders at all levels to effectively use risk management concepts.
- (2) Staff.
 - (a) Assist the commander in assessing risks and developing risk reduction options for training.
 - (b) Integrate risk controls in plans, orders, METL standards, and performance measures.
 - (c) Eliminate unnecessary safety restrictions that diminish training effectiveness.
 - (d) Assess safety performance during training.
 - (e) Evaluate safety performance during AARs.
- (3) Subordinate leaders.
 - (a) Apply effective risk management concepts and methods consistently to the operations they lead.
 - (b) Report risk issues beyond their control or authority to their superiors.
- (4) Individual soldiers.
 - (a) Report unsafe conditions and acts, and correct these situations when possible.
 - (b) Establish a buddy system to keep a safety watch on one another.
 - (c) Take responsibility for personal safety.
 - (d) Work as a team member.
 - (e) Modify your own risk behavior.

d. Fratricide. Fratricide is the employment of weapons, with the intent to kill the enemy or destroy its equipment, that results in unforeseen and unintentional death, injury, or damage to friendly personnel or equipment. Fratricide prevention is a component of force protection and is closely related to safety. Fratricide is, by definition, an accident. Risk assessment and risk management are mechanisms used to control the incidence of fratricide.

- (1) Causes. The primary causes of fratricide are—

- (a) Direct-fire control plan failures. These failures result when units fail to develop defensive and, particularly, offensive fire control plans.
- (b) Land navigation failures. These failures result when units stray out of sector, report incorrect locations, or become disoriented.
- (c) Combat identification failures. These failures include gunners or pilots being unable to distinguish thermal and optical signatures near the maximum range of their sighting systems and units in proximity mistaking each other for the enemy under limited-visibility conditions.
- (d) Inadequate control measures. These occur when units fail to disseminate the minimum maneuver and fire support control measures that are necessary to tie control measures to recognizable terrain or events.
- (e) Reporting communication failures. Units at all levels face problems in generating timely, accurate, and complete reports as locations and tactical situations change.
- (f) Weapons errors. Lapses in individual discipline lead to charge errors, accidental discharges, mistakes with explosives or hand grenades, and similar incidents.
- (g) Battlefield hazards. Unexploded ordnance (UXO), unmarked or unrecorded minefields, scatterable mines (SCATMINES), and booby traps litter the battlefield. Failure to mark, record, remove, or anticipate these hazards increases the risk of friendly casualties.

(2) Results. Fratricide results in unacceptable losses and increases the risk of mission failure. Fratricide undermines the ability of the unit to survive and function. Units experiencing fratricide observe these consequences:

- (a) Loss of confidence in unit leadership.
- (b) Increase of self-doubt among leaders.
- (c) Hesitation to use supporting combat systems.
- (d) Oversupervision of units.
- (e) Hesitation to conduct night operations.
- (f) Loss of aggressiveness during fire and maneuver.
- (g) Loss of initiative.
- (h) Disrupted operations.
- (i) General degradation of cohesiveness, morale, and combat power.

1-9. Environmental Protection. Protection of natural resources has continued to become an ever-increasing concern to the Army. It is the responsibility of all unit leaders to decrease and, if possible, eliminate damage to the environment when conducting training. Environmental risk management parallels safety risk management and is based on the same philosophy. Environmental risk management consists of the following steps:

Step 1. Identify Any Hazards. Identify potential sources for environmental degradation during the analysis of METT-TC factors. This requires the identification of environmental hazards. An environmental hazard is a condition with the potential for polluting air, soil, or water and/or destroying cultural and historical artifacts.

Step 2. Assess the Hazards. Analyze the potential severity of environmental degradation using the environmental risk assessment matrix (Figure 1-3). Consider the severity of environmental degradation when determining the potential effect an operation will have on the environment. The risk impact value is defined as an indicator of the severity of environmental degradation. Quantify the risk to the environment resulting from the operation as extremely high, high, medium, or low, using the environmental risk assessment matrix.

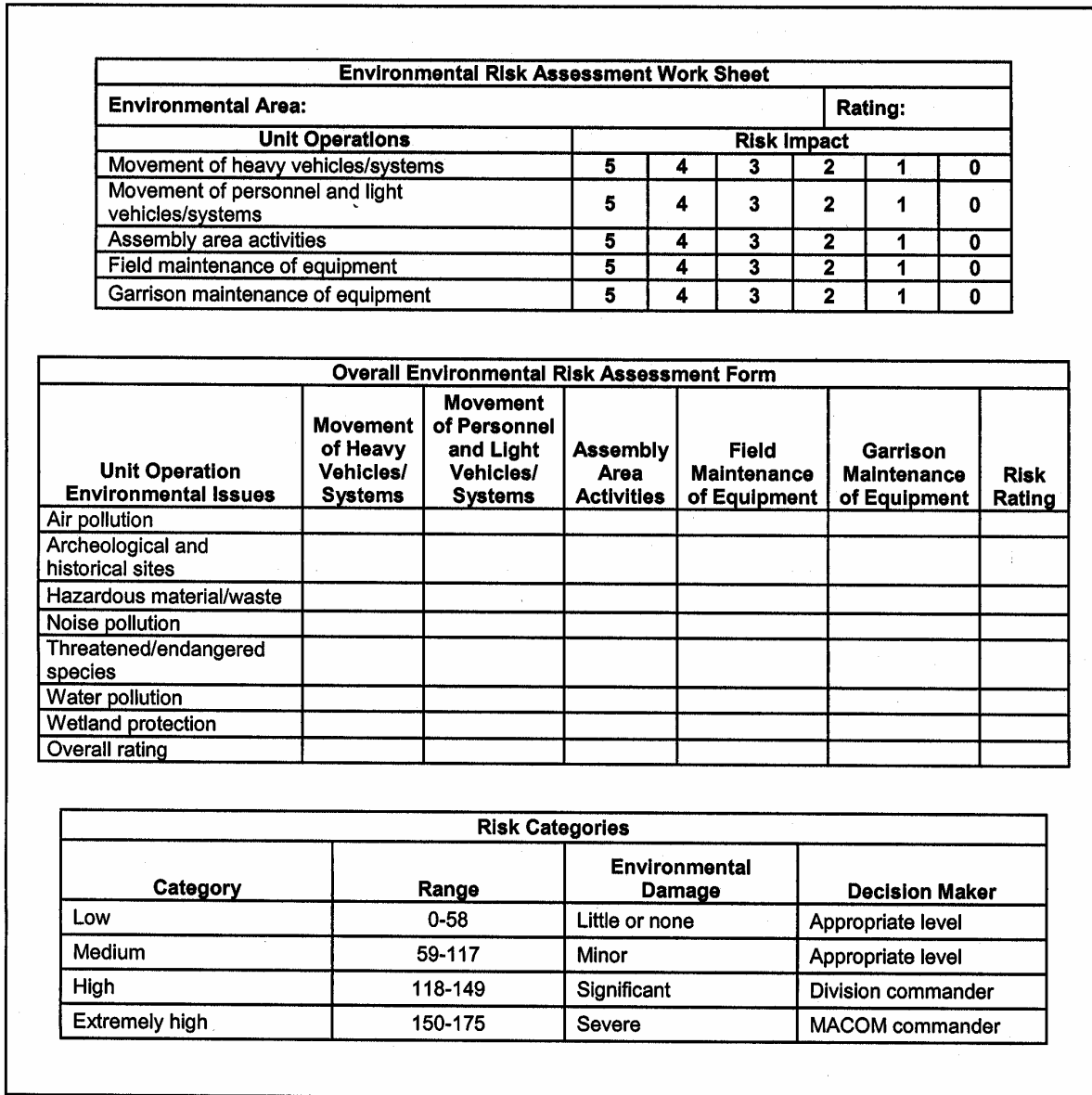


Figure 1-3. Environmental Risk Assessment Matrix

Step 3. Make Environmental Risk Decisions. Make decisions and develop measures to reduce high environmental risks.

Step 4. Brief the Chain of Command. Brief the chain of command (to include the installation environmental office, if applicable) on proposed plans and pertinent high-risk environmental matrixes. Risk decisions are made at a level of command that corresponds to the degree of risk.

Step 5. Implement Controls. Implement environmental-protection measures into plans, orders, SOPs, training performance standards, and rehearsals.

Step 6. Supervise. Supervise and enforce environmental-protection standards.

1-10. Evaluation. The T&EOs in Chapter 5 describe the standards that must be met for each task.

a. Evaluations can be either internal or external. Internal evaluations are conducted at all levels, and they must be inherent in all training. External evaluations are usually more formal and are normally conducted by a HQ that is two levels above the evaluated unit. See Chapter 6 for more information on external evaluations.

b. A critical weakness in training is the failure to evaluate each task every time it is executed. The ARTEP concept is based on simultaneous training and evaluation. Too often, leaders do not practice continuous evaluation. Soldiers or small units are trained to perform a task to standard, and then later, when they execute that task as part of a training exercise, they execute it poorly or incorrectly and are not corrected. For this program to work, trainers and leaders must continually evaluate training as it is being executed.

c. Leaders should emphasize direct, on-the-spot evaluations. Correcting poor performance during individual or small-group training is easy to do. In higher-level exercises, it is usually not feasible to do this with outside evaluators, but evaluations should not be totally eliminated. Plan AARs at frequent, logical intervals during the exercises (usually after the completion of a major subordinate task). This is a proven technique that allows the correction of performance shortcomings while they are still fresh in everyone's mind. Also, it gets everyone involved and prevents the reinforcement of bad habits.

d. FM 25-101 provides detailed instructions for conducting an AAR. It also provides detailed guidance on coaching and critiquing during training.

1-11. Feedback. Recommendations for improvement of this MTP are requested. Feedback will help to ensure that this MTP answers the training needs of units in the field. Please make your comments on DA Form 2028 or the questionnaire provided at the end of this MTP and send to the address reflected in the preface.

CHAPTER 2

Training Matrixes

2-1. General. The training matrix assists the commander in planning the training of his unit personnel. The mission identification table listed in Figure 2-1 provides mission identification for the unit.

Mission Identification Table Mission Title
Provide power generation support
Provide power distribution support
Sustain unit operations
Defend the unit
Conduct unit survivability operations

Figure 2-1. Mission Identification Table

2-2. Mission-to-Collective Task Matrix. This matrix (Figure 2-2) identifies the mission and its supporting collective tasks. The tasks are listed under the appropriate battlefield operating system (BOS), indicated by an X in the matrix. The BOSs that are used in this matrix are defined in United States Army Training and Doctrine Command (TRADOC) Pamphlet (Pam) 11-9. A specific mission is trained by using the collective tasks in the vertical column for the mission. Based on the proficiency of the unit, training is focused on operational weaknesses.

Collective Tasks	Power Distribution	Power Generation	Sustain Operations	Unit Defense
Develop Intelligence				
19-3-3105.05-T01A Process Captured Documents and Equipment			X	X
71-2-0332.05-T01A Maintain Operations Security (OPSEC)			X	X
Deploy/Conduct Maneuver				
05-1-1026 Conduct Deployment Operations	X	X	X	X
07-1-1923.05-T01A React to Indirect Fire				X
07-2-1301.05-T01A Conduct a Convoy			X	X
07-3-0219.05-T01A Establish Unit Defense			X	X
07-3-1112.05-T01A React to an Ambush			X	X
12-1-0409.05-T01A Prepare Personnel for Deployment			X	
Protect the Force				
03-2-3008.05-T01A Conduct a Radiological, Chemical, or Biological Reconnaissance or Survey			X	X
03-3-C201.05-T01A Prepare for Operations Under Nuclear, Biological, and Chemical (NBC) Conditions				X

Collective Tasks	Power Distribution	Power Generation	Sustain Operations	Unit Defense
03-3-C202.05-T01A Prepare for a Chemical Attack				X
03-3-C203.05-T01A Respond to a Chemical Attack				X
03-3-C205.05-T01A Prepare for a Friendly Nuclear Strike				X
03-3-C206.05-T01A Prepare for a Nuclear Attack				X
03-3-C208.05-T01A Cross a Radiologically Contaminated Area				X
03-3-C209.05-T01A React to Smoke Operations				X
03-3-C222.05-T01A Respond to the Residual Effects of a Nuclear Attack				X
03-3-C223.05-T01A Respond to the Initial Effects of a Nuclear Attack				X
03-3-C224.05-T01A Conduct Operational Decontamination			X	X
03-3-C226.05-T01A Cross a Chemically Contaminated Area			X	X
05-2-0911 Defend a Convoy Against a Ground Attack			X	X
07-2-0414.05-T01A Establish a Company Defensive Position				X
09-2-0337.05-T01A React to Unexploded Ordnance (UXO)			X	X
19-3-2204.05-T01A Employ Physical Security Measures			X	X
44-1-C220.05-T01A Use Passive Air Defense Measures			X	X
44-1-C221.05-T01A Take Active Combined Arms Air Defense Measures Against Hostile Aerial Platforms			X	X
71-2-0326.05-T01A Perform Risk Management Procedures			X	X
Perform CSS and Sustainment				
05-1-1000 Conduct Logistics Operations			X	X
05-2-1007 Conduct Administrative Operations			X	
05-3-1041 Perform Battle-Damage Assessment and Repair (BDAR)			X	
05-3-5703 Perform Electrical Safety Systems Testing and Maintenance	X	X	X	

Collective Tasks		Power Distribution	Power Generation	Sustain Operations	Unit Defense
05-3-5707	Perform Nonorganic Power Generation System Maintenance Operations	X	X	X	
05-3-5732	Conduct Electrical-Power Generation Equipment Intermediate Maintenance Operations		X	X	
08-2-0003.05-T01A	Treat Casualties (for Units Without Medical Treatment Personnel)			X	
08-2-C316.05-T01A	Transport Casualties (for Units Without Medical Treatment Personnel)			X	
08-2-R303.05-T01A	Conduct Battlefield Stress Reduction and Stress Prevention Procedures			X	X
08-2-R315.05-T01A	Perform Field Sanitation Functions			X	X
10-2-0318.05-T01A	Perform Unit Graves Registration (GRREG) Operations			X	X
10-2-0320.05-T01A	Provide Company Supply Support			X	
19-3-3106.05-T01A	Handle Enemy Prisoners of War (EPWs)			X	X
43-2-0001.05-T01A	Conduct Unit Level Maintenance Operations			X	X
Exercise Command and Control					
05-1-0026	Report Engineer Information	X	X	X	X
05-1-0721	Plan/Control Augmentation Support	X	X	X	X
05-2-7008	Prepare an Operation Order (OPORD) (Company/Platoon)			X	X
05-3-1018	Conduct Troop-Leading Procedures			X	X
05-4-1379	Provide Liaison	X	X	X	X
11-3-0214.05-T01A	Establish and Operate a Single-Channel Voice Radio Net			X	X
12-1-0408.05-T01A	Participate in the Operation Order (OPORD) Process			X	X
12-2-0321.05-T01A	Maintain Company Strength			X	
12-2-0338.05-T01A	Maintain Troop Morale and Combat Capability			X	

Collective Tasks	Unit Survivability
Develop Intelligence	
19-3-3105.05-T01A Process Captured Documents and Equipment	X
71-2-0332.05-T01A Maintain Operations Security (OPSEC)	X
Deploy/Conduct Maneuver	
05-1-1026 Conduct Deployment Operations	X
07-1-1923.05-T01A React to Indirect Fire	X
07-2-1301.05-T01A Conduct a Convoy	X
07-3-0219.05-T01A Establish Unit Defense	X
07-3-1112.05-T01A React to an Ambush	X
12-1-0409.05-T01A Prepare Personnel for Deployment	
Protect the Force	
03-2-3008.05-T01A Conduct a Radiological, Chemical, or Biological Reconnaissance or Survey	X
03-3-C201.05-T01A Prepare for Operations Under Nuclear, Biological, and Chemical (NBC) Conditions	X
03-3-C202.05-T01A Prepare for a Chemical Attack	X
03-3-C203.05-T01A Respond to a Chemical Attack	X
03-3-C205.05-T01A Prepare for a Friendly Nuclear Strike	X
03-3-C206.05-T01A Prepare for a Nuclear Attack	X
03-3-C208.05-T01A Cross a Radiologically Contaminated Area	X
03-3-C209.05-T01A React to Smoke Operations	X
03-3-C222.05-T01A Respond to the Residual Effects of a Nuclear Attack	X
03-3-C223.05-T01A Respond to the Initial Effects of a Nuclear Attack	X
03-3-C224.05-T01A Conduct Operational Decontamination	X
03-3-C226.05-T01A Cross a Chemically Contaminated Area	X

Collective Tasks		Unit Survivability
05-2-0911	Defend a Convoy Against a Ground Attack	X
07-2-0414.05-T01A	Establish a Company Defensive Position	X
09-2-0337.05-T01A	React to Unexploded Ordnance (UXO)	X
19-3-2204.05-T01A	Employ Physical Security Measures	X
44-1-C220.05-T01A	Use Passive Air Defense Measures	X
44-1-C221.05-T01A	Take Active Combined Arms Air Defense Measures Against Hostile Aerial Platforms	X
71-2-0326.05-T01A	Perform Risk Management Procedures	X
Perform CSS and Sustainment		
05-1-1000	Conduct Logistics Operations	X
05-2-1007	Conduct Administrative Operations	
05-3-1041	Perform Battle-Damage Assessment and Repair (BDAR)	
05-3-5703	Perform Electrical Safety Systems Testing and Maintenance	
05-3-5707	Perform Nonorganic Power Generation System Maintenance Operations	
05-3-5732	Conduct Electrical-Power Generation Equipment Intermediate Maintenance Operations	
08-2-0003.05-T01A	Treat Casualties (for Units Without Medical Treatment Personnel)	X
08-2-C316.05-T01A	Transport Casualties (for Units Without Medical Treatment Personnel)	X
08-2-R303.05-T01A	Conduct Battlefield Stress Reduction and Stress Prevention Procedures	X
08-2-R315.05-T01A	Perform Field Sanitation Functions	X
10-2-0318.05-T01A	Perform Unit Graves Registration (GRREG) Operations	X
10-2-0320.05-T01A	Provide Company Supply Support	X

Collective Tasks		Unit Survivability
19-3-3106.05-T01A	Handle Enemy Prisoners of War (EPWs)	X
43-2-0001.05-T01A	Conduct Unit Level Maintenance Operations	X
Exercise Command and Control		
05-1-0026	Report Engineer Information	X
05-1-0721	Plan/Control Augmentation Support	X
05-2-7008	Prepare an Operation Order (OPORD) (Company/Platoon)	X
05-3-1018	Conduct Troop-Leading Procedures	X
05-4-1379	Provide Liaison	X
11-3-0214.05-T01A	Establish and Operate a Single-Channel Voice Radio Net	X
12-1-0408.05-T01A	Participate in the Operation Order (OPORD) Process	X
12-2-0321.05-T01A	Maintain Company Strength	X
12-2-0338.05-T01A	Maintain Troop Morale and Combat Capability	X

Figure 2-2. Mission-to-Collective Task Matrix.

CHAPTER 3

Mission Outlines/Training Plans

3-1. General. The mission outline illustrates the relationship between the missions and their support tasks. Each outline provides the trainer with a diagram of the unit mission, sample FTXs and/or STXs, and the collective tasks that comprise them.

3-2. Mission Outlines. Since unit training is mission-oriented, the mission outline shows how task training contributes to the unit ability to perform its missions. The mission outlines, Tables 3-1 through 3-5, provide the commander with a visual outline of his unit missions in a format that facilitates the planning and management of training.

Table 3-1. Sample Countermobility Mission Outline

ENGINEER PLATOON COUNTERMOBILITY	
Task Number	Task Title
03-3-C201.05-T01A	Prepare for Operations Under Nuclear, Biological, and Chemical (NBC) Conditions
05-3-0303	Construct Wire Obstacles
05-3-0306	Construct a Tank Ditch
05-3-0307	Construct a Log Obstacle
05-3-0904.05-R01A	Establish Jobsite Security
05-3-1018	Conduct Troop-Leading Procedures
07-1-1923.05-T01A	React to Indirect Fire
10-2-0319.05-T01A	Receive Airdrop Resupply
71-2-0326.05-T01A	Perform Risk Management Procedures

Table 3-2. Sample General Engineering Mission Outline

ENGINEER COMPANY GENERAL ENGINEERING	
Task Number	Task Title
05-2-0726	Conduct Dump Truck Hauling Operations
05-3-0313	Construct Revetments
05-3-0402.05-R01A	Perform a Route Classification
05-3-0611	Construct/Repair a Bridge Abutment
05-3-0710	Assemble and Install Culverts
05-3-0765	Construct or Repair a Sewerage System
05-3-0778	Construct or Repair a Steel Frame Pre-engineered Structure
05-3-0784	Construct/Repair Headwalls
05-3-0787	Construct/Repair a Wood Frame Structure
05-3-0789	Construct/Repair a Concrete Structure
05-3-0790	Construct/Repair Electrical Utilities
05-3-0791	Construct/Repair a Water Distribution System
05-3-0792	Install Coupled Pipeline
05-3-0904	Establish Jobsite Security
08-2-0314.05-T01A	Treat Unit Casualties (for Units With Medical Treatment Personnel)

Table 3-3. Sample Mobility Mission Outline

ENGINEER PLATOON MOBILITY	
Task Number	Task Title
05-3-0114	Conduct Breaching Operations
05-3-0404	Conduct a River Crossing Site Reconnaissance
05-3-0118	Conduct Minesweeping Operations
05-3-0609	Operate River Crossing Sites
05-3-0603	Prepare an Expedient Ford
05-3-0767	Clear Obstacles With Engineer Equipment
03-2-3008.05-T01A	Conduct a Radiological, Chemical, or Biological Reconnaissance or Survey
03-3-C208.05-T01A	Cross a Radiologically Contaminated Area

Table 3-4. Sample Perform Survivability Construction Mission Outline

ENGINEER PLATOON PERFORM SURVIVABILITY CONSTRUCTION	
Task Number	Task Title
05-3-0304	Construct Vehicle Fighting Positions
05-3-0305	Construct Vehicle Protective Positions
05-3-0306	Construct a Tank Ditch
05-3-0312	Construct Bunkers and Shelters

Table 3-5. Sample Unit Survivability/Unit Defense Mission Outline

ENGINEER COMPANY UNIT SURVIVABILITY/UNIT DEFENSE	
Task Number	Task Title
03-3-C203.05-T01A	Respond to a Chemical Attack
03-3-C205.05-T01A	Prepare for a Friendly Nuclear Strike
05-2-0301	Camouflage Vehicles and Equipment
11-5-0121.05-T01A	Provide a Field Cable or Wire System
44-1-C220.05-T01A	Use Passive Air Defense Measures
44-1-C221.05-T01A	Take Active Combined Arms Air Defense Measures Against Hostile Aircraft

CHAPTER 4

Training Exercise

4-1. General. Training exercises are used to train and practice the performance of collective tasks. This MTP contains a sample FTX. It is designed to assist in developing, sustaining, and evaluating the unit mission proficiency. Table 4-1 lists the FTX by exercise number, title, and page number.

Table 4-1. FTX Exercise

Exercise Number	Exercise Title	Page
FTX 5-1-E0001	Conduct Mobility Operations	4-1

4-2. Field Training Exercise. The FTX is designed to provide a training method for the unit to train its critical wartime missions. It provides a logical sequence for the performance of the tasks previously trained in STXs.

4-3. Situational Training Exercise. STXs are short, scenario-driven, mission-oriented tactical exercises used to train a group of closely related collective tasks. STXs provide the information for training the missions that make up the critical wartime mission. STXs—

- Provide repetitive training of missions.
- Allow the training to focus on identified weaknesses.
- Allow the unit to practice the mission STX before conducting a higher-echelon FTX.
- Save time by providing most of the information needed to develop a vehicle for training.

**ENGINEER COMPANY
FTX
5-1-E0001
CONDUCT MOBILITY OPERATIONS**

1. **Objective.** This sample exercise trains collective, leader, and individual tasks in the company operation, Conduct Mobility Operations.
2. **Interface.** This exercise supports the task force (TF) requirement to conduct combat operations.
3. **Training Enhancers.**

a. The training matrix in Chapter 2 shows the collective tasks that must be mastered to perform the company mission. Training that will improve its ability to perform its mission are—

(1) Planning, controlling, and coordinating mobility operations. Training may be conducted in garrison and/or local training areas by one of the following methods:

- (a) Classroom instruction.
- (b) A map exercise (MAPEX) combined with a sand table exercise.
- (c) A command post exercise (CPX) conducted in garrison.
- (d) A command field exercise (CFX) conducted in a field environment.

- (e) A tactical exercise without troops (TEWT).
- (f) A communications exercise (COMEX).
- (g) Simulations and games.

(2) Establishing an aggressive spirit. An aggressive spirit can be established in a unit and its leaders by engaging in the following activities:

- (a) Aggressive unit sports and physical-fitness programs.
- (b) Leader and individual confidence courses.
- (c) Appropriate training films that have a positive, aggressive effect on the soldiers.
- (d) Awareness of the unit heritage.

b. This exercise begins with the receipt of a warning order (WO) and ends upon the completion of area damage control (ADC) activities. Figure 4-1 illustrates the general scenario of the exercise. Table 4-2 is a suggested scenario and Figure 4-2 is the movement order for the scenario.

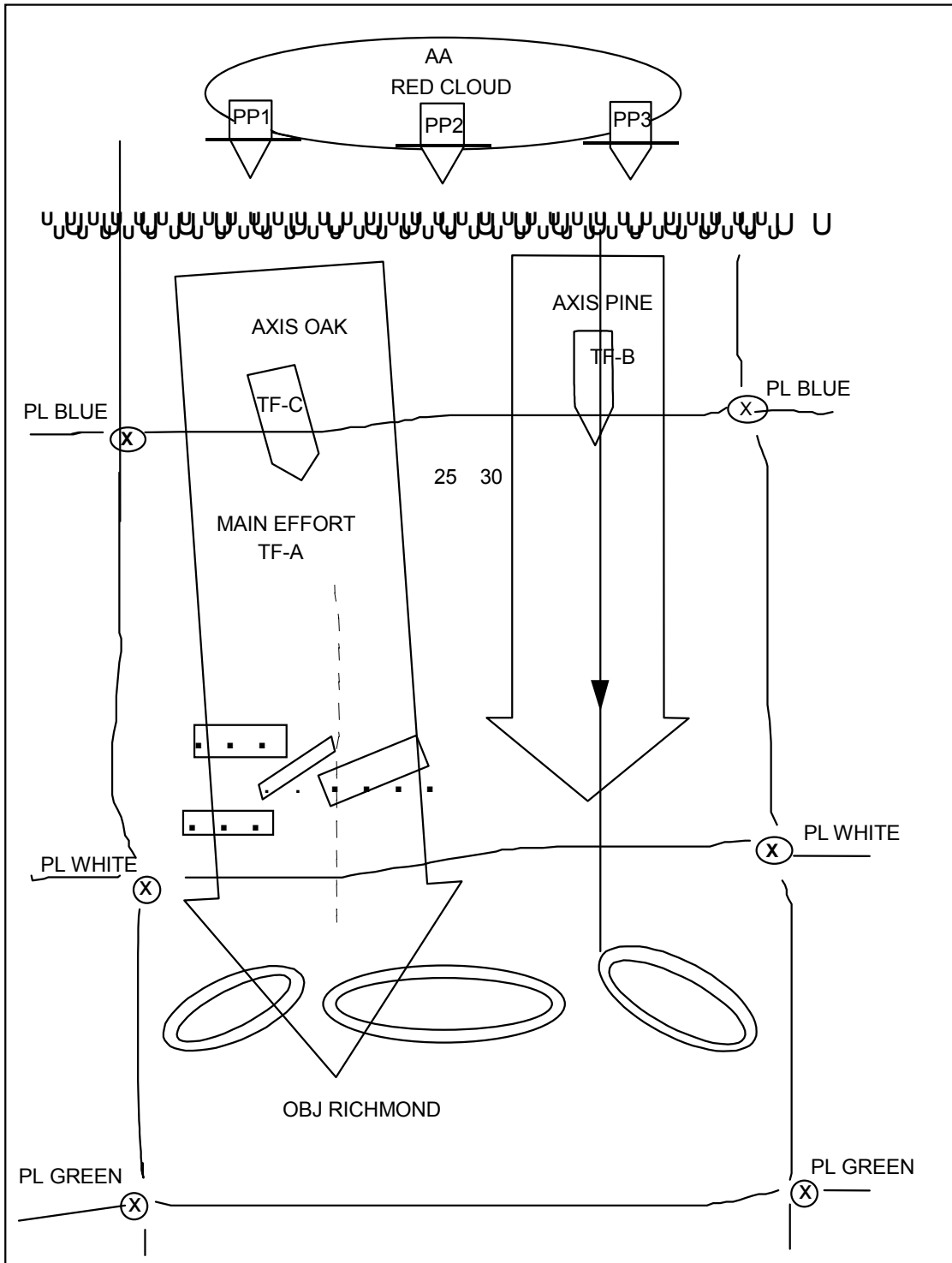


Figure 4-1. General Scenario FTX

Table 4-2. Sample Suggested Scenario

Event	Action	Estimated Time
<u>Module 1</u>		
1	Receive a Bridge WO	15 minutes
2	Receive a Bridge Movement Order	30 minutes
3	Plan and Issue a Movement Order	2.5 hours
4	Conduct a Tactical Road March	6 hours
5	Occupy an AA	4 hours
6	Receive a Brigade WO	15 minutes
7	Receive a Brigade OPORD	2 hours
8	Conduct an AAR	1 hour
<u>Module 2</u>		
9	Conduct Precombat Operations	20 hours
	Plan/Direct an Engineer Reconnaissance	8 hours
	Perform an Engineer Battlefield Assessment	4 hours
	Prepare an Engineer Estimate	3 hours
	Prepare an Engineer Annex	1 hour
10	Conduct an AAR	1 hour
<u>Module 3</u>		
11	Monitor the Conduct of the Attack, and Coordinate and Issue FRAGOs, as appropriate	9.5 hours
<u>Module 4</u>		
12	Move to the AA	4 hours
13	Conduct a Final AAR	2 hours
*	Defend Against an Air Attack	
*	Control Combat Formations	
*	Prepare an OPORD	
*	Camouflage Vehicles and Equipment	
*	Manage Battlefield Stress	
*	Use Passive Air Defense Measures	
*	Perform PMCS	
*	Operate a Net Control Station	
*	Establish and Operate a Single-Channel, Voice Radio Station	
	ENDEX	
		Total time: 69 hours
*These tasks are integrated and evaluated throughout the exercise.		

Movement Order

1. SITUATION. Contact with the enemy has been broken. The enemy has withdrawn to vicinity NK 403087. It is being reinforced and is preparing to counterattack. The division is moving to occupy an assembly area (AA) in preparation of combat operations.
2. MISSION. The 25th Brigade moves by tactical road march via route Monroe, commencing 011600 hours to AA vicinity NK 243567. The order of march is TF A, TF B, and TF C. The interval between serials is 30 minutes. Close on the AA no later than 011900 hours.
3. EXECUTION.
 - a. Concept of Movement. TF A will be the lead element with assistance from the military police (MP) for traffic control. TF B will follow 30 minutes after TF A. Brigade HQ will follow 30 minutes after TF B. TF C will follow 30 minutes after brigade HQ.
 - b. Tasks to Subordinate Units. The MPs will provide traffic control for the brigade movement.
 - c. Detailed Timings. None.
 - d. Coordinating Instructions.
 - (1) Start point (SP) NK 243567 at 011600 hours.
 - (2) Route Monroe command post (CP) is at NK 248560.
 - (3) Quarters party is the 25th Battalion.
 - (4) Vehicle markings are according to the unit SOP.
 - (5) Additional information, as required.
4. SERVICE SUPPORT. Per the unit SOP.
5. COMMAND AND SIGNAL.
 - a. Command.
 - b. Signal.
 - (1) Current signal operation instructions (SOI) are in effect.
 - (2) Visual signals according to the unit SOP.

Figure 4-2. Movement Order

4. General Situation.

- a. Contact with the enemy has been broken. The enemy has withdrawn deep to the rear, is being reinforced, and is preparing to counterattack within 24 hours. The enemy is expected to use nonpersistent nerve agents. Enemy air is expected to be active in the area. The latest intelligence summary (INTSUM)

indicates that the enemy may have a company-size strong point in the brigade sector. Enemy units occupying the combat outpost are half strength. Counterattacking forces are expected to be full strength.

b. This exercise is conducted under all environments during both day and night operations. The company is operating in an arid environment. The company will operate under threat of NBC attacks, ground or air attacks, indirect fire, and electronic warfare (EW).

c. This exercise is conducted under Threat Level I, II, or III attacks.

d. The company should be prepared to relocate at least every three to four days.

e. The unit should be prepared to move by echelons while continuing to provide support to the assigned area.

5. Special Situation.

a. The lead TF encounters an unexpected obstacle that prevents bypass. Enemy contact has been made. The brigade commander gives the following fragmentary order (FRAGO):

“TF, conduct breaching operations and continue the attack.”

b. After completing the breaches, the TF receives fire from an enemy position and encounters complex obstacles that prevent bypass. The attack is stalled. The unit is ordered to move in.

6. Support Requirements.

a. Minimum Trainers and Observers/Controllers. The battalion commander or the Operations and Training Officer (US Army) (S3) who will be the trainer and the primary evaluator can conduct this task. At least one other observer/controller (O/C) is required for each engineer platoon and OPFOR platoon involved in this FTX.

b. Opposing Forces.

(1) OPFOR is required for the exercise to simulate Threat Level II and III activities.

(2) OPFOR should have specific missions and be controlled whenever used.

(3) The Multiple Integrated Laser Engagement System (MILES) can be used, or the trainer and O/C can assess the damage to equipment and personnel casualties.

c. Vehicles and Communications. Vehicles and communications equipment organic to the unit are used. Each trainer and O/C needs a vehicle and a radio. Radios are also required for OPFOR vehicles during mounted operations.

d. Maneuver Area. Depending on the local training area, an area with a minimum dimension of 15 x 6 kilometers for the hasty attack is desirable. The terrain should offer multiple covered and concealed approaches to the objective area. Using terrain that limits the leader to a geographical or school solution does not allow an evaluation of the unit ability to conduct a terrain analysis and to select an appropriate course of action.

e. Consolidated Support Requirements. Company support requirements can be calculated by adding the total of the requirements for each participating subordinate element. See Table 4-3.

Table 4-3. Consolidated Support Requirements for FTX 5-1-E0001

Ammunition	DODIC	Estimated Basic Load	
5.56 mm	A080	150 rounds per rifle	
7.62 mm	A111	400 rounds per M60	
5.56 mm	A075	250 rounds per SAW	
Caliber .50	A598	250 rounds per M2	
ATWESS (AT-4)	L367	15 each per company (inert)	
Hand grenade, body, M69	G811	2 per man	
Hand grenade, fuse (practice)	G878	2 per man	
Simulators, projectile, ground burst	L598	50 per exercise	
Simulator, hand grenade, M116 series	L601	20 per squad (without live demolitions to simulate demolitions) or 6 per squad	
Demolitions (See the note below.)			
MICLIC		4 per company with 2 reloads	
Bangalore torpedo kit		1 per squad	
Charge, block TNT		50 per squad	
MDI M11, 12, 13, 14		15 each (total 60) per platoon	
MDI igniters		60 per platoon	
Time fuse		500 feet per platoon	
Satchel charge, M183		30 per platoon	
40-pound shape charge		12 per platoon	
Smoke grenades, white		60 per platoon	
Smoke pot, ground		10 per platoon	
Mines			
Other Items			
Batteries, BA 200 (6-volt)		50 each	
Batteries, BA 3090 (9-volt)		400 each	
Class IV			
Concertina wire			
Pickets			
Staples			
Barbed wire			
MILES Equipment	Company	Evaluators	OPFOR
APC	13		13/4
Caliber .50 system	15		13/4
M240 system	2		
M19 blank firing adapter	15		13/4
M16 system	120		120/28
M60 machine gun system	13		13/2
Controller guns		8	
Small arms alignment fixture		2	
NOTE: Ammunition and demolitions are basic loads and should be restocked (according to use) during the FTX.			

7. Training and Evaluation Outline Sequence. Table 4-4 lists the T&EOs from Chapter 5 that are used to evaluate the FTX.

Table 4-4. T&EOs Used in Evaluating FTX 5-1-E0001

Task Title	Task Number
Disseminate Combat Information and Intelligence (Battalion)	34-1-2005.05-T01A
Maintain Operations Security	71-2-0332.05-T01A
Prepare an Obstacle Plan (Battalion)	05-1-0001
Control a Hasty Gap Crossing	05-1-0500
Plan Breaching Operations	05-1-0520
Camouflage Vehicles and Equipment	05-2-0301
Prepare for a Chemical Attack	3-2-C202.05-T01A
Process Personnel and Administrative Actions	12-1-0406.05-T01A
Conduct Unit Level Maintenance Operations	43-2-0001.05-T01A
Treat Casualties	08-2-0003.05-T01A
Perform Field-Sanitation Measures	08-2-R315.05-T01A
Transport Casualties	08-2-C316.05-T01A
Provide Food-Service Support	10-2-0317.05-T01A
Provide Company Supply Support	10-2-0320.05-T01A
Process Personnel and Administrative Action	12-1-0406.05-T01A
Prepare an Engineer Annex	05-1-0003
Prepare an Operations Order	05-1-0008
Perform an Engineer Battlefield Assessment	05-1-0027
Report Obstacle Information	05-1-0025
Report Engineer Information	05-1-0026
Analyze Battlefield Information	05-1-0415
Control Combined Arms Breaching	05-1-0048
Conduct Troop-Leading Procedures	05-2-1018
Establish and Operate a Single-Channel Voice Radio Net	11-3-0214.05-T01A
Operate a Telephone Switch (Manual/SB22/PT)	11-5-0050.05-T01A
Establish External Communications	11-5-0121.05-T01A
Install, Operate, and Maintain a Single-Channel, Ground and Airborne Radio System (SINCGARS) Frequency Hopping (FH) Net	11-5-1102.05-T01A
Conduct Battlefield Stress Reduction and Stress Prevention Procedures	08-2-R303.05-T01A
Report Casualties	12-1-0403.05-T01A
Conduct Replacement Operations	12-1-0405.05-T01A

CHAPTER 5

Training and Evaluation Outlines

The T&EOs for the unit are listed in Figure 5-1. The mission-to-collective task matrix in Chapter 2 lists the T&EOs required to train the critical wartime missions according to their specific BOS.

Develop Intelligence

Process Captured Documents and Equipment (19-3-3105.05-T01A).....	5-3
Maintain Operations Security (OPSEC) (71-2-0332.05-T01A).....	5-5

Deploy/Conduct Maneuver

Conduct Deployment Operations (05-1-1026).....	5-7
React to Indirect Fire (07-1-1923.05-T01A).....	5-11
Conduct a Convoy (07-2-1301.05-T01A).....	5-13
Establish Unit Defense (07-3-0219.05-T01A).....	5-17
React to an Ambush (07-3-1112.05-T01A).....	5-21
Prepare Personnel for Deployment (12-1-0409.05-T01A).....	5-23

Protect the Force

Conduct a Radiological, Chemical, or Biological Reconnaissance or Survey (03-2-3008.05-T01A)	5-25
Prepare for Operations Under Nuclear, Biological, and Chemical (NBC) Conditions (03-3-C201.05-T01A)	5-27
Prepare for a Chemical Attack (03-3-C202.05-T01A)	5-29
Respond to a Chemical Attack (03-3-C203.05-T01A)	5-31
Prepare for a Friendly Nuclear Strike (03-3-C205.05-T01A)	5-33
Prepare for a Nuclear Attack (03-3-C206.05-T01A)	5-35
Cross a Radiologically Contaminated Area (03-3-C208.05-T01A).....	5-37
React to Smoke Operations (03-3-C209.05-T01A)	5-39
Respond to the Residual Effects of a Nuclear Attack (03-3-C222.05-T01A)	5-41
Respond to the Initial Effects of a Nuclear Attack (03-3-C223.05-T01A)	5-43
Conduct Operational Decontamination (03-3-C224.05-T01A)	5-45
Cross a Chemically Contaminated Area (03-3-C226.05-T01A)	5-48
Defend a Convoy Against a Ground Attack (05-2-0911).....	5-50
Establish a Company Defensive Position (07-2-0414.05-T01A).....	5-53
React to Unexploded Ordnance (UXO) (09-2-0337.05-T01A)	5-57
Employ Physical Security Measures (19-3-2204.05-T01A).....	5-59
Use Passive Air Defense Measures (44-1-C220.05-T01A).....	5-61
Take Active Combined Arms Air Defense Measures Against Hostile Aerial Platforms (44-1-C221.05-T01A)	5-63
Perform Risk Management Procedures (71-2-0326.05-T01A).....	5-66

Perform CSS and Sustainment

Conduct Logistics Operations (05-1-1000).....	5-68
Conduct Administrative Operations (05-2-1007)	5-71
Perform Battle-Damage Assessment and Repair (BDAR) (05-3-1041)	5-74
Perform Electrical Safety Systems Testing and Maintenance (05-3-5703).....	5-76
Perform Nonorganic Power Generation System Maintenance Operations (05-3-5707)	5-78
Conduct Electrical-Power Generation Equipment Intermediate Maintenance Operations (05-3-5732).....	5-81
Treat Casualties (for Units Without Medical Treatment Personnel) (08-2-0003.05-T01A)	5-85
Transport Casualties (for Units Without Medical Treatment Personnel) (08-2-C316.05-T01A).....	5-88
Conduct Battlefield Stress Reduction and Stress Prevention Procedures (08-2-R303.05-T01A)	5-91
Perform Field Sanitation Functions (08-2-R315.05-T01A)	5-93
Perform Unit Graves Registration (GRREG) Operations (10-2-0318.05-T01A).....	5-96

Provide Company Supply Support (10-2-0320.05-T01A).....	5-98
Handle Enemy Prisoners of War (EPWs) (19-3-3106.05-T01A).....	5-100
Conduct Unit Level Maintenance Operations (43-2-0001.05-T01A).....	5-102
Exercise Command and Control	
Report Engineer Information (05-1-0026).....	5-105
Plan/Control Augmentation Support (05-1-0721).....	5-107
Prepare an Operation Order (OPORD) (Company/Platoon) (05-2-7008).....	5-109
Conduct Troop-Leading Procedures (05-3-1018).....	5-111
Provide Liaison (05-4-1379).....	5-115
Establish and Operate a Single-Channel Voice Radio Net (11-3-0214.05-T01A).....	5-117
Participate in the Operation Order (OPORD) Process (12-1-0408.05-T01A).....	5-119
Maintain Company Strength (12-2-0321.05-T01A).....	5-121
Maintain Troop Morale and Combat Capability (12-2-0338.05-T01A).....	5-123

Figure 5-1. List of T&EOs

ELEMENT: Headquarters Detachment

TASK: Process Captured Documents and Equipment (19-3-3105.05-T01A)
(FM 3-19.40)

ITERATION: 1 2 3 4 5 M (Circle)

COMMANDER/LEADER ASSESSMENT: T P U (Circle)

CONDITIONS: The enemy equipment and documents have been captured. Some iterations of this task should be performed in MOPP4.

TASK STANDARDS: The element processes all captured equipment and documents based on disposition instructions and within the time standards established by higher headquarters (HQ). The time required to perform this task is increased when conducting it in mission-oriented protective posture (MOPP) 4.

TASK STEPS AND PERFORMANCE MEASURES	GO	NO-GO
1. The element tags all captured equipment and documents. <ul style="list-style-type: none"> a. Described the type of equipment and documents, such as maps, photos, rifles, and radios. b. Annotated the date and time of capture. c. Provided the place (grid coordinates) of capture. d. Noted the capturing unit. e. Furnished the circumstances of the capture. f. Identified the prisoner's name on the tag if the items were taken from enemy prisoners of war (EPWs). * 2. The element leader reports the capture of equipment and documents to higher HQ. <ul style="list-style-type: none"> a. Described the type of equipment and documents. b. Stated the date and time of capture. c. Identified the capturing unit. d. Furnished the place (grid coordinates) of the capture. * 3. The element leader disposes of the equipment and documents according to the guidance received from higher HQ. <ul style="list-style-type: none"> a. Destroyed, secured, evacuated, or abandoned the equipment. b. Evacuated the documents through the chain of command to intelligence personnel. 		

TASK PERFORMANCE/EVALUATION SUMMARY BLOCK							
ITERATION	1	2	3	4	5	M	TOTAL
TOTAL TASK STEPS EVALUATED							
TOTAL TASK STEPS "GO"							
TRAINING STATUS "GO"/"NO-GO"							

"*" indicates a leader task step.

SUPPORTING INDIVIDUAL TASKS: NONE

ARTEP 5-616-34-MTP

SUPPORTING COLLECTIVE TASKS: NONE

OPFOR TASKS AND STANDARDS: NONE

ELEMENTS: Section
 Headquarters Detachment
 Heavy Maintenance Section

TASK: Maintain Operations Security (OPSEC) (71-2-0332.05-T01A)
 (AR 530-1) (AR 380-5) (FM 24-33)
 (FM 24-35) (FM 24-35-1) (FM 3-19.30)
 (FM 34-60)

ITERATION: 1 2 3 4 5 M (Circle)

COMMANDER/LEADER ASSESSMENT: T P U (Circle)

CONDITIONS: The element is operating where the enemy can detect it. The enemy can employ electronic-warfare (EW) measures and air and ground reconnaissance elements. The element can also use the local populace and enemy intelligence agencies. Some iterations of this task should be performed in MOPP4.

TASK STANDARDS: The element prevents the enemy from learning its strength, dispositions, intentions, and any essential elements of friendly information (EEFI) or from surprising the elements main body. The time required to perform this task is increased when conducting it in mission-oriented protective posture (MOPP) 4.

TASK STEPS AND PERFORMANCE MEASURES	GO	NO-GO
<p>* 1. Leaders check or perform information security measures.</p> <ul style="list-style-type: none"> a. Disseminated the information on a need-to-know basis. b. Prohibited fraternization with civilians. c. Conducted alerts, deployment preparations, and loading operations to minimize detection. d. Ensured that maps contained only the minimum-essential information. e. Conducted inspections and gave briefings to ensure that personnel did not carry any details of military activities in their personal materials, such as letters, diaries, notes, drawings, sketches, or photographs. f. Sanitized all planning areas and positions before departure. <p>2. The element performs camouflage discipline.</p> <ul style="list-style-type: none"> a. Concealed and camouflaged with natural materials, whenever possible, to prevent ground or air observation. b. Moved on covered and concealed routes. c. Covered all reflective surfaces and unit markings with nonreflective material, such as cloth, mud, or a camouflage stick. d. Covered or removed all vehicle markings. <p>3. The element camouflages individual positions and equipment to prevent detection from 35 meters or greater and camouflages vehicles to prevent detection from 100 meters or greater.</p> <ul style="list-style-type: none"> a. Ensured that the foliage was not stripped near the unit position. b. Camouflaged earth berms. c. Ensured that the camouflage nets were erected. d. Evaded crossing near footpaths, trails, and roads. e. Erased any tracks leading into the positions. f. Ensured that vehicles that were parked in the shadows were moved as the shadows shifted. g. Replaced and replenished the camouflage. h. Evaded movement in the area to prevent ground and air detection. 		

TASK STEPS AND PERFORMANCE MEASURES	GO	NO-GO
<p>4. The element employs the company net control station (NCS) and enforces communications security (COMSEC).</p> <ul style="list-style-type: none"> a. Enforced signal operation instructions (SOI) and signal supplemental instructions (SSI) procedures, such as challenges, authentications decoding, and call signs and frequencies. Ensured that the monitored traffic did not reveal information to the enemy. b. Employed approved radiotelephone operator (RATELO) procedures. c. Followed COMSEC procedures, such as keeping transmissions short, using the lowest possible power settings, using directional antennas, changing transmission patterns, and maintaining radio silence. d. Followed procedures for operations during jamming. e. Made maximum use of the messenger and wire service. f. Used visual signals according to the unit standing operating procedure (SOP). <p>5. The element employs physical security measures.</p> <ul style="list-style-type: none"> a. Employed observation posts (OPs). b. Employed counterreconnaissance patrols. c. Followed stand-to procedures. d. Employed mines and obstacles, when permitted. e. Tied in with adjacent units for coordination and fire. f. Used the challenge and password. g. Limited access into the area of the unit. h. Safeguarded weapons, ammunition, sensitive items, and classified documents. i. Picked up litter. j. Employed air guards. <p>* 6. All leaders enforce noise and light discipline.</p>		

TASK PERFORMANCE/EVALUATION SUMMARY BLOCK							
ITERATION	1	2	3	4	5	M	TOTAL
TOTAL TASK STEPS EVALUATED							
TOTAL TASK STEPS "GO"							
TRAINING STATUS "GO"/"NO-GO"							

"*" indicates a leader task step.

SUPPORTING INDIVIDUAL TASKS: NONE

SUPPORTING COLLECTIVE TASKS: NONE

OPFOR TASKS AND STANDARDS: NONE

ELEMENT: Headquarters Detachment

TASK: Conduct Deployment Operations (05-1-1026)
(DD FORM 1387-2) (FM 55-65)

ITERATION: 1 2 3 4 5 (Circle)

COMMANDER/LEADER ASSESSMENT: T P U (Circle)

CONDITIONS: The unit is directed to report to a port of embarkation (POE). This task should not be trained in MOPP4.

TASK STANDARDS: The battalion deploys all unit personnel, equipment, and basic loads by the required modes of transportation (road, rail, air, or sea) to its destination by the time specified in the operation order (OPORD).

TASK STEPS AND PERFORMANCE MEASURES	GO	NO-GO
<ol style="list-style-type: none"> 1. The battalion staff develops and maintains strategic movement plans and the standing operating procedure (SOP). <ol style="list-style-type: none"> a. Developed and maintained contingency operations for all modes of transportation. b. Developed individual load plans for aircraft, rail cars, and vehicles based on the unit table(s) of organization and equipment (TOE). c. Prepared a unit movement plan that identified administrative personnel processing, security, logistics, and coordination requirements for implementation. d. Developed procedures for detailed personnel processing, censorship, and security. e. Coordinated with the installation and transportation activities to ensure the availability of securing materials required for each move. 2. The battalion initiates the unit plan. <ol style="list-style-type: none"> a. Initiated recall procedures. Accounted for all unit personnel no later than the time specified in the SOP. b. Established security of the unit area. <ol style="list-style-type: none"> (1) Concealed unit markings on all equipment and personnel. (2) Restricted personnel to the unit area. (3) Implemented a censorship plan. (4) Restricted access to the unit area. c. Established communications to higher and subordinate units. d. Reported personnel, logistics, and maintenance status to higher headquarters (HQ). Ensured that reports were 100 percent complete. 3. The battalion staff performs unit movement staff functions. The staff ensured that— <ol style="list-style-type: none"> a. The Operations and Training Officer (US Army) (S3) received and disseminated the operations concept to the battalion staff and subunit leaders. b. The Supply Officer (US Army) (S4) identified the companies and corrected shortcomings in equipment (to include personal equipment), supplies, common table of allowances (CTA)/50, and basic loads. c. The S3 or S4 packed equipment loads according to vehicle load plans. d. The S3 or S4 packaged and marked the load with Department of Defense (DD) special handling data or certification. 		

TASK STEPS AND PERFORMANCE MEASURES	GO	NO-GO
<p>e. The S3 or S4 submitted requests to the movement control center (MCC) and/or installation transportation officer (ITO) for convoy and special hauling permits and additional hauls as required.</p> <p>4. The unit conducts the readiness actions outlined in the unit SOP.</p> <ul style="list-style-type: none"> a. Secured the unit area. b. Loaded and secured ammunition. c. Processed replacement personnel. d. Secured privately owned vehicles (POV). e. Inventoried and secured personal property. f. Conducted communications and electronics checks. g. Updated dependent affairs, such as enrollment in the Defense Enrollment Eligibility Reporting System (DEERS) and service member pay. <p>5. The subordinate elements prepare for movement.</p> <ul style="list-style-type: none"> a. Ensured that equipment was packed and loaded according to the load plans. b. Determined the center of balance that was indicated on each item prepared for air movement. c. Prepared and reduced all vehicles to the configuration required by the mode of transportation being used. d. Assembled unit personnel at designated staging areas. The ITO and the transportation movements office(r) (TMO) supervised equipment inspections. e. Accomplished loading, by the unit load teams, according to the approved load plans. <p>6. The battalion staff inspects subordinate units. The staff included the following items:</p> <ul style="list-style-type: none"> a. CTA 50-900, unit equipment, and personnel clothing. b. Vehicle maintenance. Ensured that the vehicles met deployment standards. c. Weapons issue and accountability. d. The mess equipment, if available. e. The basic load for compliance with load plans. <p>7. The battalion deploys by convoy to the railhead, POE, or airhead as required.</p> <p>8. The battalion performs preembarkation operations at the departure airfield. Ensured that—</p> <ul style="list-style-type: none"> a. The S3 established liaison with the departure airfield control group (DACG). b. The S4 had shoring material available and readily accessible. c. The S3 appointed chalk commanders and that the DACG briefed them. d. The S3 prepared passenger equipment manifests and gave them to the DACG. e. The S3 ensured that each chalk responded to all call-forward orders and directed issue by the DACG before release to the airlift control element (ALCE). f. The S4 or ALCE had shoring, floor protection material, and 463L pallet dunnage available and ready for use, when required. g. The S3 maintained chalk integrity and that the chinks were properly loaded. h. The companies assembled vehicles, personnel, and equipment into chinks according to the unit readiness SOP. i. The companies performed final preparation of vehicles and equipment for loading. j. The companies maintained unit integrity and security. 		

TASK STEPS AND PERFORMANCE MEASURES	GO	NO-GO
<p>k. The chalk commander secured two copies of the final passenger and equipment manifest, one for himself and one according to ALCE instructions.</p> <p>9. The battalion deploys by rail to the POE. Ensured that—</p> <ul style="list-style-type: none"> a. The S3 or S4 checked the availability of blocking and bracing material. b. The S3 assembled troops, vehicles, and equipment at the designated railhead staging area. The S3 prepared and processed for movement according to instructions contained in the applicable publications, the unit SOP, and higher headquarters (HQ) directives. c. The S3 inspected loading, blocking, and bracing of vehicles and equipment by unit personnel. The ITO or TMO checked the cargo documentation. d. The battalion accomplished tie-down procedures according to applicable technical manuals (TMs) for each type of equipment. e. The unit, ITO, and railroad representatives performed joint inspections of the loaded equipment before the release of movement. <p>10. The battalion deploys by sea. Ensured that—</p> <ul style="list-style-type: none"> a. The S3 coordinated with the MCC for equipment operators and maintenance personnel for the port support activity. b. The MCC inspected the chalked equipment and stencils or marked the ship manifest before loading. c. The S3 or S4 obtained the estimated date of arrival at the POE from the MCC ship manifest. 		

TASK PERFORMANCE/EVALUATION SUMMARY BLOCK							
ITERATION	1	2	3	4	5		TOTAL
TOTAL TASK STEPS EVALUATED							
TOTAL TASK STEPS "GO"							
TRAINING STATUS "GO"/"NO-GO"							

"*" indicates a leader task step.

SUPPORTING INDIVIDUAL TASKS: NONE

SUPPORTING COLLECTIVE TASKS

Task Number	Task Title
63-1-8063	COORDINATE REAR DETACHMENT SUPPORT
63-1-8064	PERFORM HOME STATION REAR DETACHMENT ACTIVITIES
63-2-8001	PERFORM DEPLOYMENT ALERT ACTIVITIES
63-2-8003	PERFORM PREDEPLOYMENT TRAINING ACTIVITIES
63-2-8004	PERFORM PREDEPLOYMENT SUPPLY ACTIVITIES
63-2-8005	PERFORM PREDEPLOYMENT MAINTENANCE ACTIVITIES
63-2-8014	PERFORM REDEPLOYMENT PERSONNEL AND ADMINISTRATIVE
	ACTIONS
63-2-8016	PERFORM REDEPLOYMENT SUPPLY ACTIVITIES
63-2-8017	PERFORM REDEPLOYMENT MAINTENANCE ACTIVITIES
63-2-8029	PLAN UNIT REDEPLOYMENT

ARTEP 5-616-34-MTP

OPFOR TASKS AND STANDARDS: NONE

ELEMENTS: Section
 Headquarters Detachment
 Heavy Maintenance Section

TASK: React to Indirect Fire (07-1-1923.05-T01A)
 (FM 7-7) (FM 3-21.71) (FM 7-10)
 (FM 7-8)

ITERATION: 1 2 3 4 5 M (Circle)
COMMANDER/LEADER ASSESSMENT: T P U (Circle)

CONDITIONS: The element is moving, halted, or occupying a defensive position. Any member of the platoon gives the alert, "Incoming!" or a round impacts on or near their location. Some iterations of this task should be performed in MOPP4.

TASK STANDARDS: Within 2 seconds of the alert, the leader designates the direction and the distance to move. The platoon moves to the specified location. The time required to perform this task is increased when conducting it in mission-oriented protective posture (MOPP) 4.

TASK STEPS AND PERFORMANCE MEASURES	GO	NO-GO
<p>1. The element reacts to indirect fire while moving mounted.</p> <ul style="list-style-type: none"> a. The element leader gave the direction and distance to move; for example, "3 o'clock, 200 meters." b. Vehicle commanders repeated the "Incoming!" alert to squad personnel. <ul style="list-style-type: none"> (1) Personnel closed all hatches. (2) Drivers moved rapidly out of the impact area in the direction ordered by the leader. <p>2. The element reacts to indirect fire while moving dismounted.</p> <ul style="list-style-type: none"> a. Ensured that if vehicles with mounted weapons were available, the vehicles— <ul style="list-style-type: none"> (1) Halted as close as possible to the dismounted team, allowing personnel to mount. (2) Moved rapidly out of the impact area in the direction ordered by the squad leader. b. Ensured that if vehicles were not available, dismounted personnel kept low and ran out of the impact area in the direction and at the distance ordered by the squad leader. <p>3. The element reacts to indirect fire when in a defensive position.</p> <ul style="list-style-type: none"> a. Moved the vehicles immediately out of the impact area to alternate positions. b. Protected any dismounted personnel by having each one go under the overhead cover of their fighting positions. <p>4. The element members move to designated rally points according to the element operation order (OPORD).</p> <p>5. The element establishes immediate security at the designated rally point.</p> <p>6. The element consolidates and reorganizes.</p> <p>* 7. The element leader submits a shelling report (SHELREP) or a mortar bombing report (MORTREP) to higher headquarters (HQ).</p> <p>NOTE: Digital units send the SHELREP using frequency-modulated (FM) or</p>		

TASK STEPS AND PERFORMANCE MEASURES	GO	NO-GO
digital means or the Force XXI Battle Command Brigade and Below (FBCB2) System according to the unit tactical standing operating procedure (TACSOP).		

TASK PERFORMANCE/EVALUATION SUMMARY BLOCK							
ITERATION	1	2	3	4	5	M	TOTAL
TOTAL TASK STEPS EVALUATED							
TOTAL TASK STEPS "GO"							
TRAINING STATUS "GO"/"NO-GO"							

"*" indicates a leader task step.

SUPPORTING INDIVIDUAL TASKS: NONE

SUPPORTING COLLECTIVE TASKS

Task Number	Task Title
05-2-1218	Conduct Report Procedures

OPFOR TASKS AND STANDARDS: NONE

ELEMENTS: Headquarters Detachment
Heavy Maintenance Section

TASK: Conduct a Convoy (07-2-1301.05-T01A)
(FM 55-30) (FM 21-16)

ITERATION: 1 2 3 4 5 M (Circle)

COMMANDER/LEADER ASSESSMENT: T P U (Circle)

CONDITIONS: Upon receipt of an operation order (OPORD), the element moves to a new location given in the OPORD and conducts operations at that location. There is a possibility of enemy contact with threat patrols up to platoon and company size. Threat mounted forces have been operating in the area through which the route passes. The company standing operating procedure (SOP) is available and contains movement readiness levels and current loading plans. The convoy may be conducted during daylight or darkness, including blackout conditions. Radio and visual signals will be used for convoy control. The column may conduct halts. Some iterations of this task should be performed in MOPP4.

TASK STANDARDS: The element conducts the convoy and arrives at its new location by the time specified in the OPORD. The time required to perform this task is increased when conducting it in mission-oriented protective posture (MOPP) 4.

TASK STEPS AND PERFORMANCE MEASURES	GO	NO-GO
<p>* 1. The element commander conducts a map reconnaissance using all available position/navigation (POS/NAV) and terrain analysis capabilities, to include space-based assets.</p> <ul style="list-style-type: none"> a. Indicated the start point (SP). b. Identified locations of friendly units. c. Identified potential ambush sites. d. Identified checkpoints (CPs). e. Identified sites to be used for scheduled halts. f. Indicated the release point (RP). <p>2. The reconnaissance party conducts a route reconnaissance using all available POS/NAV and mapping capabilities available.</p> <ul style="list-style-type: none"> a. Dressed in the designated MOPP gear. b. Activated the automatic chemical alarm. c. Monitored radiation-monitoring devices. d. Verified map information. e. Identified capacities of bridges and underpasses. f. Identified the location of culverts, ferries, fording areas, steep grades, and possible ambush sites. g. Prepared the map overlay. h. Computed the travel time. i. Prepared the strip map. <p>* 3. The convoy commander coordinates for required support with higher headquarters (HQ).</p> <ul style="list-style-type: none"> a. Included military police (MP) support. b. Included medical support. c. Included fire support (FS). d. Included engineer support. e. Included maintenance contact team support. f. Included additional requirements. 		

TASK STEPS AND PERFORMANCE MEASURES	GO	NO-GO
<p>4. The element prepares vehicles and equipment.</p> <ul style="list-style-type: none"> a. Performed preventive-maintenance checks and services (PMCS). b. Corrected minor deficiencies. c. Reported major deficiencies. d. Hardened vehicles using sandbags or other authorized materials. e. Covered unit identification markings on vehicles and personnel. f. Covered or removed reflective surfaces. g. Placed antennas at their lowest height. h. Turned radio volumes and squelches to their lowest setting, consistent with operational requirements. <p>* 5. The convoy commander organizes the convoy.</p> <ul style="list-style-type: none"> a. Assigned cargo vehicle positions. b. Positioned control vehicles without setting a pattern. c. Assigned recovery vehicle positions. d. Arranged hardened vehicles near the head of the convoy. e. Specified passenger locations. f. Appointed air guards. g. Organized the trail party element. h. Provided vehicle position listings to the trail party leader. <p>* 6. The convoy commander briefs the convoy personnel.</p> <ul style="list-style-type: none"> a. Provided strip maps to each vehicle driver. b. Identified the convoy chain of command. c. Detailed the convoy route. d. Specified the march rate and the catch-up speed. e. Specified convoy intervals. f. Identified the scheduled halts. g. Briefed accident and breakdown procedures. h. Briefed immediate-action security measures. i. Briefed blackout condition procedures. j. Specified the location of medical support. k. Specified the location of maintenance support. l. Briefed communication procedures. m. Specified the location and the identification of the destination. <p>7. The convoy crosses the SP.</p> <ul style="list-style-type: none"> a. Crossed at the specified time. b. Verified that vehicles had crossed the SP. c. Forwarded the SP crossing report to the convoy commander when the entire unit had passed the SP. <p>* 8. The convoy commander provides convoy information to higher HQ.</p> <ul style="list-style-type: none"> a. Reported the SP crossing time. b. Reported the CP clearance, when crossed. c. Pointed out data that conflicted with the maps. d. Used the correct signal operation instructions (SOI) codes in all transmissions. e. Reported the RP crossing time. <p>9. The convoy maintains march discipline.</p> <ul style="list-style-type: none"> a. Maintained the designated march speed. b. Maintained proper vehicle intervals. c. Crossed CPs as scheduled. d. Reacted correctly to the convoy commander's signals. 		

TASK STEPS AND PERFORMANCE MEASURES	GO	NO-GO
<p>e. Maintained security throughout the movement and during halts.</p> <p>10. The company conducts a scheduled halt.</p> <ul style="list-style-type: none"> a. Stopped the column at the prescribed time. b. Maintained prescribed vehicular intervals. c. Moved vehicles off the road. d. Established local security. e. Performed PMCS. f. Inspected vehicle loads. g. Departed at the specified time. <p>11. The company conducts an unscheduled halt.</p> <ul style="list-style-type: none"> a. Alerted the march column. b. Reported the stoppage to higher HQ. c. Maintained prescribed vehicular intervals. d. Established local security. e. Reported the resumption of the march to higher HQ. <p>12. The convoy moves under blackout conditions.</p> <ul style="list-style-type: none"> a. Provided a visual adjustment period. b. Prepared vehicles for blackout conditions. c. Maintained prescribed vehicle distances. d. Wore night vision goggles (specified personnel). e. Wore regular eye protection goggles. f. Used ground guides during poor visibility periods. <p>13. The trail party recovers disabled vehicles.</p> <ul style="list-style-type: none"> a. Inspected the disabled vehicles. b. Repaired the disabled vehicles, when possible. c. Towed the vehicles, if necessary. d. Reported the status of the vehicles to the convoy commander. <p>14. The convoy moves through urban areas.</p> <ul style="list-style-type: none"> a. Identified weight, height, and width restrictions. b. Used close-column formation. c. Obeyed traffic control directions. d. Used direction guides at critical intersections. <p>15. The convoy crosses the RP.</p> <ul style="list-style-type: none"> a. Crossed at the specified time. b. Verified that the vehicles had crossed the RP. c. Forwarded the crossing report to higher HQ. 		

TASK PERFORMANCE/EVALUATION SUMMARY BLOCK							
ITERATION	1	2	3	4	5	M	TOTAL
TOTAL TASK STEPS EVALUATED							
TOTAL TASK STEPS "GO"							
TRAINING STATUS "GO"/"NO-GO"							

"*" indicates a leader task step.

SUPPORTING INDIVIDUAL TASKS: NONE

SUPPORTING COLLECTIVE TASKS

Task Number	Task Title
05-1-1391	Request a Standard Geospatial Product
05-3-0412	Perform a Technical Reconnaissance
19-1-1102	Coordinate Route Reconnaissance and Surveillance
19-1-1201	Prepare Traffic Control Plan

OPFOR TASKS AND STANDARDS: NONE

ELEMENTS: Headquarters Detachment
Heavy Maintenance Section

TASK: Establish Unit Defense (07-3-0219.05-T01A)

(FM 7-8)

(FM 24-19)

(FM 24-35)

(FM 24-35-1)

(FM 7-7)

(TC 24-20)

ITERATION: 1 2 3 4 5 M (Circle)

COMMANDER/LEADER ASSESSMENT: T P U (Circle)

CONDITIONS: The element has received an operation order (OPORD) or a fragmentary order (FRAGO) with a mission to occupy part of a larger unit defensive sector or is isolated and must provide its own security or defense. The element may be opposed by as much as a motorized rifle company. Some iterations of this task should be performed in MOPP4.

TASK STANDARDS: The element completes all preparations for the defense not later than the time specified in the order. The enemy does not surprise the platoon. The time required to perform this task is increased when conducting it in mission-oriented protective posture (MOPP) 4.

TASK STEPS AND PERFORMANCE MEASURES	GO	NO-GO
<p>* 1. The element leader performs a leader's reconnaissance of the tentative defensive position.</p> <ul style="list-style-type: none"> a. Searched the area to ensure that it was free of the enemy, mines, and booby traps. b. Established local security. c. Surveyed the area for nuclear, biological, and chemical (NBC) contamination. d. Designated sectors and general locations for operations, vehicles, and automatic and antiarmor weapons based on the mission, enemy, terrain, troops, time available, and civilian considerations (METT-TC) factors. <p>NOTE: At night, the designation of positions must be more exact. Leaders may elect to reconnoiter the area first, position the observation posts (OPs), and then have the guides bring the other members into position.</p> <p>2. The designated security or the operation team moves to assigned positions.</p> <ul style="list-style-type: none"> a. Emplaced the M8A1 Chemical Alarm System, if assigned, within 5 minutes of occupying the OP. b. Positioned the OP within range of the supporting small arms fire. c. Provided cover and concealment for the OP personnel. d. Designated covered and concealed routes to and from the OP. e. Established communications from the operations section to the unit command post (CP). <p>NOTE: The primary means should be wire, supplemented by messenger and radio.</p> <ul style="list-style-type: none"> f. Disseminated the locations of all friendly personnel in the sector. <p>* 3. The platoon leader and the platoon forward observer (FO) designate targets to support the OP.</p> <ul style="list-style-type: none"> a. Identified the target reference points (TRPs). b. Included the OP targets within the fire plan. <p>4. The OP team provides early warning.</p> <ul style="list-style-type: none"> a. Provided continuous early warning out to a range. Warned of enemy observation, direct fire, or assault on the main body. 		

TASK STEPS AND PERFORMANCE MEASURES	GO	NO-GO
<p>b. Detected all enemy activity within the vicinity of the unit position.</p> <p>c. Adjusted illumination or high-explosive (HE) rounds on enemy targets.</p> <p>d. Emplaced expedient early warning devices before dark, if possible.</p> <p>e. Demonstrated the correct use of the current challenge and password.</p> <p>f. Alternated the OP sites when required, due to the changing visibility or enemy activity.</p> <p>* 5. The element leader designates the primary, alternate, and supplementary fighting positions for key weapons or vehicles, where applicable, while emplacing the rest of the platoon.</p> <p>a. Positioned the machine guns to obtain grazing fire along the most likely dismounted avenue of approach (AA).</p> <p>b. Positioned the antiarmor weapons to cover the likely armor AA or the assigned engagement area (EA).</p> <p>c. Ensured that the positions were mutually supported along armor and dismounted infantry AAs.</p> <p>d. Positioned the M203 grenade launchers, if assigned, to cover dead space in the terrain outside hand grenade range.</p> <p>* 6. Leaders place fighting positions to engage targets in designated sectors of fire, covering the most dangerous AAs first.</p> <p>a. Determined the sector of fire based on the type of weapon and its range.</p> <p>b. Assigned all personnel to a fighting position.</p> <p>* 7. The element leader coordinates or contacts adjacent units.</p> <p>a. Established boundary responsibilities.</p> <p>b. Discovered and eliminated any gaps in the defensive sector.</p> <p>c. Ensured that observation and fires overlapped.</p> <p>8. The element occupies defensive positions.</p> <p>NOTE: The leader establishes task priorities. Normally, these are in the unit standing operating procedure (SOP) but can be modified as needed (based on METT-TC considerations) by the platoon leader or the company commander.</p> <p>a. Physically occupied the assigned positions.</p> <p>b. Physically reconnoitered in front of each position to become familiar with the terrain, locate dead space, and view the terrain from the enemy perspective.</p> <p>c. Prepared and forwarded crew-served weapons range cards to the squad leader within 15 minutes of positioning.</p> <p>d. Installed aiming stakes.</p> <p>e. Cleared fields of fire.</p> <p>f. Emplaced obstacles according to the company obstacle plan.</p> <p>g. Dug fighting positions to armpit depth with 0.5 meters of the parapet.</p> <p>h. Constructed overhead cover for the fighting position.</p> <p>i. Camouflaged positions and vehicles from aerial and ground observation, ensuring that fighting positions were not detected from a distance of more than 35 meters from the front of the position.</p> <p>j. Stockpiled ammunition, food, and water.</p> <p>k. Constructed alternate and supplementary positions.</p> <p>l. Ensured that all element members knew the element CP location.</p> <p>* 9. The element leader, along with the fire support team (FIST) or FO if applicable, plans for the employment of indirect fires.</p> <p>a. Planned the fires along the enemy AAs.</p> <p>b. Planned the fires at known or likely enemy positions.</p> <p>c. Planned final protective fires (FPF), if allocated.</p>		

TASK STEPS AND PERFORMANCE MEASURES	GO	NO-GO
<p>d. Registered and adjusted TRPs, if available and the situation permitted.</p> <p>10. The radiotelephone operator (RATELO) establishes communications.</p> <ol style="list-style-type: none"> a. Used wire as primary communications, if available. b. Ensured that the platoon or company CP had communications with operations section, higher and subordinate leaders, adjacent units, and fire support team. c. Conducted periodic communications checks to ensure that all communications were operational. d. Planned and provided for an alternate means of communications. <p>*11. The element leader prepares a sector sketch.</p> <ol style="list-style-type: none"> a. Identified the main terrain features and the range to the terrain features. b. Identified the location of the squad fighting position location. c. Indicated the primary and secondary sectors of fire for each position. d. Identified the type of weapon and the fire control measures (FPF, principle direction of fire [PDF], and the final protective line [FPL]) for each position. e. Identified the squad leader's position and the OP locations. f. Marked the dead space. g. Identified obstacle locations. h. Indicated the direction of north. i. Forwarded a copy of the sector sketch to the platoon leader within 30 minutes of being assigned a sector. <p>*12. The element leader prepares a platoon sector sketch.</p> <ol style="list-style-type: none"> a. Indicated the platoon sector or the EA. b. Denoted the primary, alternate, and supplementary squad positions and the sectors of fire. c. Indicated the location of vehicles, antiarmor, and automatic weapon positions with the primary sectors of fire, the FPL, or the PDF for the primary vehicle weapons system, automatic weapons, and TRPs. d. Identified the location of OPs and patrol routes, if any had been planned. e. Outlined the maximum engagement lines for the primary weapon systems. f. Identified the location of indirect-fire targets and FPFs, if any had been allocated. g. Indicated the direction of north. h. Illustrated the unit identification, up to company level. i. Indicated the date-time group. j. Identified the position of the platoon CP. k. Forwarded a copy of the platoon sector sketch to the company commander within 1 hour of assigning squad leaders sectors. <p>13. The element continues to improve defensive positions.</p> <ol style="list-style-type: none"> a. Improved positions according to the SOP work priorities. b. Upgraded positions as directed by higher headquarters (HQ). 		

TASK PERFORMANCE/EVALUATION SUMMARY BLOCK							
ITERATION	1	2	3	4	5	M	TOTAL
TOTAL TASK STEPS EVALUATED							
TOTAL TASK STEPS "GO"							
TRAINING STATUS "GO"/"NO-GO"							

"*" indicates a leader task step.

SUPPORTING INDIVIDUAL TASKS: NONE

SUPPORTING COLLECTIVE TASKS

Task Number	Task Title
05-2-0100	Coordinate the Synchronization and Integration of Fire Support (FS)
05-2-0127	Provide Support for Survivability Operations
05-2-0301	Camouflage Vehicles and Equipment
05-2-0314	Integrate Obstacles Into Direct- and Indirect-Fire Plans
05-2-0508	Plan for Survivability Operations
05-2-0510	Direct Survivability Construction
05-2-0514	Plan and Control Tactical Obstacles
05-2-0516	Emplace Situational Obstacles
05-3-0303	Construct Wire Obstacles

OPFOR TASKS AND STANDARDS: NONE

ELEMENTS: Headquarters Detachment
Heavy Maintenance Section

TASK: React to an Ambush (07-3-1112.05-T01A)
(FM 7-8) (FM 3-20.98) (FM 34-2-1)
(FM 7-92)

ITERATION: 1 2 3 4 5 M (Circle)

COMMANDER/LEADER ASSESSMENT: T P U (Circle)

CONDITIONS: The element is in a prepared kill zone. The enemy initiates the ambush with a casualty-producing device and a high volume of fire. The unit has guidance provided by the rules of engagement (ROE) and from mission instructions, such as the peace mandate terms of reference, the Status of Forces Agreement (SOFA), and the rules of interaction (ROI). Civilians, government organizations, nongovernment organizations, private voluntary organizations, and the international press may be present on the battlefield. The presence of civilians can restrict the use of fires and reduce the combat power available to the commander. Some iterations of this task should be performed in MOPP4.

TASK STANDARDS: The element reacts immediately to the ambush based on the type (near, far). The platoon disengages the element in the kill zone or forces the enemy to withdraw. The platoon continues follow-on operations. The unit complies with the ROE, mission instruction, and higher headquarters (HQ) and other special orders. The time required to perform this task is increased when conducting it in mission-oriented protective posture (MOPP) 4.

TASK STEPS AND PERFORMANCE MEASURES	GO	NO-GO
<p>NOTE: Leaders ensure that the ROE and the ROI are disseminated to subordinate personnel.</p> <ol style="list-style-type: none"> 1. Personnel in the kill zone react to a near ambush (within hand grenade range). <ol style="list-style-type: none"> a. Returned fire immediately; assumed covered positions; and threw fragmentation, concussion, and smoke grenades. b. Assaulted individually through the ambush using individual fire and movement immediately after the grenades detonated. 2. Personnel not in the kill zone react to a near ambush. <ol style="list-style-type: none"> a. Identified enemy positions. b. Initiated immediate suppressive fires against the enemy. c. Took up covered positions. d. Shifted fires as personnel in the kill zone assaulted through the ambush. 3. Personnel receiving fire in a far ambush (beyond hand grenade range) immediately return fire and take up covered positions. <ol style="list-style-type: none"> a. Suppressed or destroyed enemy crew-served weapons first. b. Obscured the enemy position with smoke. c. Sustained suppressive fires and shifted them as the assaulting squads fought through the enemy position. 4. Personnel not receiving fire react to a far ambush. <ol style="list-style-type: none"> a. Moved by a covered and concealed route to a vulnerable flank of the enemy position. b. Assaulted using fire and movement techniques. 5. The element forward observer (FO) calls for and adjusts indirect fires as directed by the element leader. <ol style="list-style-type: none"> a. Used indirect fires to isolate the enemy position. 		

TASK STEPS AND PERFORMANCE MEASURES	GO	NO-GO
b. Adjusted fires on any retreating enemy. * 6. The platoon leader accounts for all personnel and equipment after the enemy has withdrawn. a. Reported the situation to higher HQ. b. Consolidated and reorganized as necessary. c. Continued the mission.		

TASK PERFORMANCE/EVALUATION SUMMARY BLOCK							
ITERATION	1	2	3	4	5	M	TOTAL
TOTAL TASK STEPS EVALUATED							
TOTAL TASK STEPS "GO"							
TRAINING STATUS "GO"/"NO-GO"							

"*" indicates a leader task step.

SUPPORTING INDIVIDUAL TASKS: NONE

SUPPORTING COLLECTIVE TASKS

Task Number	Task Title
05-2-0100	Coordinate the Synchronization and Integration of Fire Support (FS)
08-2-0314.05-T01A	Treat Unit Casualties (for Units With Medical Treatment Personnel)
12-1-0403.05-T01A	Report Casualties

OPFOR TASKS AND STANDARDS: NONE

ELEMENTS: Headquarters Detachment
Heavy Maintenance Section

TASK: Prepare Personnel for Deployment (12-1-0409.05-T01A)
(FM 7-22.7) (AR 220-10) (AR 600-38)
(AR 600-8) (AR 600-8-14) (AR 600-8-2)
(AR 600-8-8)

ITERATION: 1 2 3 4 5 (Circle)
COMMANDER/LEADER ASSESSMENT: T P U (Circle)

CONDITIONS: The element is tasked to deploy to a theater of operations. The element is assigned the responsibility to process personnel for overseas movement. This task should not be trained in MOPP4.

TASK STANDARDS: The element is administratively prepared for deployment within the time frame specified in the operation order (OPORD) or the letter of instruction (LOI).

TASK STEPS AND PERFORMANCE MEASURES	GO	NO-GO
<ul style="list-style-type: none"> * 1. The Adjutant (US Army) (S1) plans the preparation for oversea movement (POM). <ul style="list-style-type: none"> a. Established processing requirements. b. Established support requirements. c. Published the POM plan. d. Briefed the command group. e. Coordinated the POM with the brigade S1. * 2. The S1 or the personnel and administration center (PAC) supervisor coordinates POM requirements. <ul style="list-style-type: none"> a. Coordinated with the Assistant Chief of Staff, G1 (Personnel) (G1), for personnel service company (PSC) support. b. Coordinated with the Staff Judge Advocate (SJA) for legal support. c. Coordinated with the medical department activity (MEDDAC) and the dental activity (DENTAC) for medical and dental support. d. Coordinated with the provost marshal (PM) for privately owned vehicle (POV) storage. 3. The S1 section participates in the POM process. <ul style="list-style-type: none"> a. Conducted liaison with the POM site commander. b. Briefed soldiers on POM procedures. c. Issued the POM checklist. d. Reviewed family care plans. e. Reviewed pay elections. f. Assisted soldiers in completing postal forms. g. Reviewed the POM checklist for completeness. h. Identified nonparticipants and nondeployable soldiers. * 4. The S1 or PAC supervisor conducts briefings for family members. <ul style="list-style-type: none"> a. Coordinated installation support. b. Established the briefing site and schedules. c. Published a family support packet. d. Monitored family support briefings. 		

TASK PERFORMANCE/EVALUATION SUMMARY BLOCK							
ITERATION	1	2	3	4	5		TOTAL
TOTAL TASK STEPS EVALUATED							
TOTAL TASK STEPS "GO"							
TRAINING STATUS "GO"/"NO-GO"							

"*" indicates a leader task step.

SUPPORTING INDIVIDUAL TASKS: NONE

SUPPORTING COLLECTIVE TASKS: NONE

OPFOR TASKS AND STANDARDS: NONE

ELEMENTS: Section
 Headquarters Detachment
 Heavy Maintenance Section

TASK: Conduct a Radiological, Chemical, or Biological Reconnaissance or Survey (03-2-3008.05-T01A)
 (FM 3-19)

ITERATION: 1M 2M 3M 4M 5M (Circle)

COMMANDER/LEADER ASSESSMENT: T P U (Circle)

CONDITIONS: The element is conducting operations in an area where nuclear, biological, and chemical (NBC) weapons have been initiated. The commander needs to determine the presence of (or information on) radiological, chemical, or biological hazards in the area of operational concern. This task is always performed in MOPP4.

TASK STANDARDS: The commander and operations section plan a reconnaissance or survey mission for the company organic reconnaissance element. The plan is issued with two-thirds planning time remaining for the element. The plan must be detailed and feasible for the element to perform. If the situation and location permit, the commander supervises the preparation and execution.

TASK STEPS AND PERFORMANCE MEASURES	GO	NO-GO
<ul style="list-style-type: none"> * 1. The element leader receives and analyzes the mission and identifies all unit tasks. * 2. The element leader issues a warning order (WO) as soon as possible to subordinate leaders. * 3. The element leader and the operations section make a tentative plan based on mission, enemy, terrain, troops, time available, and civilian considerations (METT-TC) factors. <ul style="list-style-type: none"> a. Planned reconnaissance or survey techniques, locations, turn-back dose rates (radiological missions), decontamination after the reconnaissance or survey, fire support, reporting procedures, logistical support, and leader and signal information. b. Coordinated for intelligence information, air- or indirect-fire support, and medical support and coordinated the element plan with units in the area of operations, if necessary. c. Drew, stocked, or coordinated petroleum, oils, and lubricants (POL); ammunition; MOPP gear; Classes II and VII support; and maintenance/recovery/Class IX support for the platoon. * 4. The element leader orders units to start movement, if necessary. * 5. The element leader reconnoiters the operations area and performs a map reconnaissance as a minimum. * 6. The element leader completes the plan and issues the operation order (OPORD) with two-thirds of the total planning time remaining for the platoon. * 7. The element leader supervises preparations of the reconnaissance or survey if the location of operations permits. Communications, supply, and maintenance sections assist the platoons with priority maintenance and resupply support. 		

TASK STEPS AND PERFORMANCE MEASURES	GO	NO-GO
<p>8. The element conducts a tactical road march or executes a traveling movement to the reconnaissance or survey site. The reconnaissance or survey element—</p> <ul style="list-style-type: none"> a. Executed a mounted movement technique (traveling, traveling overwatch, or bounding overwatch) or reconnoitered dismounted, as the situation and or mission required. b. Detected and marked the contaminated area, ensuring that marking signs were facing toward friendly areas. Detected uncontaminated areas and routes. Selected decontamination sites with a water source, cover and concealment, and the physical capacity to hold a site if required to perform reconnaissance for decontamination sites as a mission. c. Determined the limits of the contaminated area. Detected the types of chemical agents or specific levels and types of radiological contamination as required by the mission. <p>9. The headquarters (HQ), if prescribed by the mission, assists the reconnaissance or survey unit recovery operations.</p> <p>*10. The element leader or operations officer, if prescribed by the mission, debriefs the returning reconnaissance or survey units and forwards the acquired information to higher HQ in NBC 4 or NBC 5 format, if required.</p> <p>*11. The radiological element leaders record, collate, and submit individual and unit radiation exposure status (RES) readings to higher HQ.</p>		

TASK PERFORMANCE/EVALUATION SUMMARY BLOCK							
ITERATION	1M	2M	3M	4M	5M		TOTAL
TOTAL TASK STEPS EVALUATED							
TOTAL TASK STEPS "GO"							
TRAINING STATUS "GO"/"NO-GO"							

"*" indicates a leader task step.

SUPPORTING INDIVIDUAL TASKS: NONE

SUPPORTING COLLECTIVE TASKS

Task Number	Task Title
05-3-0118	Conduct Minesweeping Operations
05-3-0904.05-R01A	Establish Jobsite Security
05-3-1220	Conduct Fire and Maneuver Operations
05-3-1239	Plan and Control Indirect Fire
07-2-1125.05-T01A	Conduct Passage of Lines (Passing/Stationary)
07-2-1301.05-T01A	Conduct a Convoy
07-3-C211.05-T01A	Move Tactically

OPFOR TASKS AND STANDARDS: NONE

ELEMENTS: Section
 Headquarters Detachment
 Heavy Maintenance Section

TASK: Prepare for Operations Under Nuclear, Biological, and Chemical (NBC) Conditions (03-3-C201.05-T01A)
 (FM 3-11.11) (FM 3-3) (FM 3-4)

ITERATION: 1M 2M 3M 4M 5M (Circle)
COMMANDER/LEADER ASSESSMENT: T P U (Circle)

CONDITIONS: Higher headquarters (HQ) informs the unit that opposing forces (OPFOR) are conducting NBC warfare in the area. NBC equipment has been issued. Soldiers carry protective masks with their load-carrying equipment (LCE), having mission-oriented protective posture (MOPP) gear readily available (within the work area). This task is always performed in MOPP4.

TASK STANDARDS: The element uses collective protection or takes measures to limit the effects of NBC attacks and/or contamination and continues the mission.

TASK STEPS AND PERFORMANCE MEASURES	GO	NO-GO
<p>* 1. The element leader checks the accountability and serviceability of the NBC defense equipment.</p> <ul style="list-style-type: none"> a. Ensured that the NBC detection equipment was issued to trained operators. b. Ensured that the NBC detection equipment was employed and operating within 15 minutes. c. Identified equipment shortages. d. Took action to obtain replacement equipment. <p>2. The element assumes MOPP levels as directed by higher HQ or as the NBC situation dictates and is prepared to operate at the time specified in the operation order (OPORD).</p> <ul style="list-style-type: none"> a. Donned masks and hoods within 15 seconds. b. Assumed MOPP4 within 8 minutes. <p>3. Soldiers take actions to protect themselves against an NBC attack.</p> <ul style="list-style-type: none"> a. Set up and used collective protective shelters (if available). b. Prepared protective shelters, such as foxholes with overhead cover. <p>* 4. The element leader adjusts the MOPP level using MOPP analysis.</p> <ul style="list-style-type: none"> a. Received and analyzed the enemy NBC threat capability. Took the following into consideration: <ul style="list-style-type: none"> (1) Was the unit targeted or could it be targeted? (2) Did the enemy have the capability to deliver chemical or nuclear weapons? (3) When or where could the enemy most likely deliver the chemical or nuclear weapons? b. Collected and analyzed weather data. Took the following into consideration: <ul style="list-style-type: none"> (1) Was it day or night? (2) What were current weather conditions (see the chemical downwind message [CDM] or weather report)? (3) What were weather conditions 2, 4, and 6 hours in the future (see the CDM or weather report)? c. Analyzed the element status and mission. Took the following into consideration: 		

TASK STEPS AND PERFORMANCE MEASURES	GO	NO-GO
(1) What was the mission? (2) What was the work rate? (3) How long did the work take? (4) What were the training and physical levels of the unit? (5) How long did it take to warn all the soldiers of an NBC attack?		

TASK PERFORMANCE/EVALUATION SUMMARY BLOCK							
ITERATION	1M	2M	3M	4M	5M		TOTAL
TOTAL TASK STEPS EVALUATED							
TOTAL TASK STEPS "GO"							
TRAINING STATUS "GO"/"NO-GO"							

"*" indicates a leader task step.

SUPPORTING INDIVIDUAL TASKS: NONE

SUPPORTING COLLECTIVE TASKS: NONE

OPFOR TASKS AND STANDARDS: NONE

ELEMENTS: Section
 Headquarters Detachment
 Heavy Maintenance Section

TASK: Prepare for a Chemical Attack (03-3-C202.05-T01A)
 (FM 3-11.11) (FM 3-4)

ITERATION: 1 2 3 4 5 M (Circle)

COMMANDER/LEADER ASSESSMENT: T P U (Circle)

CONDITIONS: Opposing forces (OPFOR) are conducting chemical warfare or intelligence indicates its use is imminent. Higher headquarters (HQ) directs implementation of actions to minimize casualties and limit contamination. Some iterations of this task should be performed in MOPP4.

TASK STANDARDS: Unit personnel assume mission-oriented protective posture (MOPP) 4 within 8 minutes and complete preparation efforts before the attack or its effects reach their location. The element protects its personnel, equipment, food, and water and continues its mission. The time required to perform this task is increased when conducting it in MOPP4.

TASK STEPS AND PERFORMANCE MEASURES	GO	NO-GO
<p>* 1. The unit leader issues a warning order.</p> <p>2. Unit personnel start defensive preparations for a chemical attack.</p> <ul style="list-style-type: none"> a. Assumed MOPP4 within 8 minutes after notification. b. Attached M9 detector paper to their right arms, left wrists, either their right or left ankles, and the vehicles. c. Conducted MOPP field sanitation procedures. d. Emplaced chemical-agent alarms upwind of their position. <p>3. Unit personnel prepare fighting positions or shelters.</p> <ul style="list-style-type: none"> a. Used existing, natural, or man-made facilities (such as caves, ditches, culverts, and tunnels) as fighting positions and shelters. b. Dug fighting positions and bunkers with overhead cover. <p>NOTE: Fighting positions should have overhead cover, consisting of a minimum of 18 inches of soil, if time permits.</p> <p>* 4. The noncommissioned officers (NCOs) check personnel and fighting positions.</p> <ul style="list-style-type: none"> a. Ensured that personnel were at MOPP4. b. Ensured that individual and element fighting positions were hardened with sandbags and overhead cover. <p>* 5. The unit leader takes additional actions consistent with the tactical situation by increasing, decreasing, or modifying the MOPP level.</p>		

TASK PERFORMANCE/EVALUATION SUMMARY BLOCK							
ITERATION	1	2	3	4	5	M	TOTAL
TOTAL TASK STEPS EVALUATED							
TOTAL TASK STEPS "GO"							
TRAINING STATUS "GO"/"NO-GO"							

"*" indicates a leader task step.

SUPPORTING INDIVIDUAL TASKS: NONE

SUPPORTING COLLECTIVE TASKS: NONE

OPFOR TASKS AND STANDARDS: NONE

ELEMENTS: Section
 Headquarters Detachment
 Heavy Maintenance Section

TASK: Respond to a Chemical Attack (03-3-C203.05-T01A)
 (FM 3-4) (FM 3-11.11) (FM 3-3)
 (FM 3-5)

ITERATION: 1M 2M 3M 4M 5M (Circle)
COMMANDER/LEADER ASSESSMENT: T P U (Circle)

CONDITIONS: The unit is deployed in mission-oriented protective posture (MOPP) 2. Intelligence indicates that opposing forces (OPFOR) have initiated chemical warfare. The automatic alarm sounds or the detector paper changes color, causing the unit to react. This task is always performed in MOPP4.

TASK STANDARDS: The soldiers sound the alarm (vocal or nonvocal), immediately assume MOPP4, and use available shelter to prevent further exposure to contamination. The unit reacts to the chemical alarm within 9 seconds.

TASK STEPS AND PERFORMANCE MEASURES	GO	NO-GO
<p>* 1. Unit leaders ensure that soldiers react to the sound of the chemical-agent alarm or recognize the indicators of a chemical or biological attack.</p> <ul style="list-style-type: none"> a. Gave the alarm (vocal or nonvocal). b. Ensured that soldiers put on their protective masks within 9 seconds. c. Assumed MOPP4 as soon as possible. d. Sought additional shelter, if available. e. Administered a nerve agent antidote (buddy aid) to other soldiers with symptoms of nerve agent poisoning (if applicable). f. Administered nerve agent antidotes to selves (if applicable). g. Checked soldiers to ensure that protective measures were followed. <p>2. Soldiers take additional protective measures.</p> <ul style="list-style-type: none"> a. Protected exposed equipment and supplies. b. Monitored the area by testing it with detector kits. c. Applied prevention procedures, such as marking contaminated areas. <p>3. Soldiers conduct immediate decontamination.</p> <ul style="list-style-type: none"> a. Conducted skin decontamination. b. Wiped down personal equipment with M291 or M280 decontamination kits. c. Conducted operator spray down of equipment. <p>* 4. Unit leaders initiate unmasking procedures and report to higher headquarters (HQ).</p> <ul style="list-style-type: none"> a. Ensured that casualties were provided with medical care. b. Reported casualties. c. Submitted a nuclear, biological, and chemical (NBC) 1 report to higher HQ immediately. d. Continued the mission or requested movement to an alternate location. 		

TASK PERFORMANCE/EVALUATION SUMMARY BLOCK							
ITERATION	1M	2M	3M	4M	5M		TOTAL
TOTAL TASK STEPS EVALUATED							
TOTAL TASK STEPS "GO"							
TRAINING STATUS "GO"/"NO-GO"							

"*" indicates a leader task step.

SUPPORTING INDIVIDUAL TASKS: NONE

SUPPORTING COLLECTIVE TASKS

Task Number	Task Title
12-1-0403.05-T01A	Report Casualties

OPFOR TASKS AND STANDARDS: NONE

ELEMENTS: Section
 Headquarters Detachment
 Heavy Maintenance Section

TASK: Prepare for a Friendly Nuclear Strike (03-3-C205.05-T01A)
 (FM 3-4) (FM 3-3)

ITERATION: 1 2 3 4 5 M (Circle)

COMMANDER/LEADER ASSESSMENT: T P U (Circle)

CONDITIONS: The unit receives a strike warning message from higher headquarters (HQ) directing specific actions to be implemented. Some iterations of this task should be performed in MOPP4.

TASK STANDARDS: The unit completes preparations within 30 minutes of a friendly nuclear-strike warning. The time required to perform this task is increased when conducting it in mission-oriented protective posture (MOPP) 4.

TASK STEPS AND PERFORMANCE MEASURES	GO	NO-GO
1. The designated radio operator acknowledges the strike warning message. <ul style="list-style-type: none"> a. Authenticated the call. b. Acknowledged the warning by returning the message. * 2. The unit leader issues a warning order. <ul style="list-style-type: none"> a. Warned subordinate and affected units. b. Ensured that subordinates executed actions as directed. 3. Soldiers complete actions before detonation occurs. <ul style="list-style-type: none"> a. Placed vehicles and equipment for the best terrain shielding (hill masses, slopes, culverts, depressions). b. Disconnected nonessential electronic equipment. c. Tied down essential antennas. d. Took down nonessential antennas and antenna leads. e. Improved shelters with consideration for blast, thermal, and radiation effects. <p>NOTE: Add sandbags to shelters, foxholes, or tents in the direction of the strike. Cover openings or position them away from the strike.</p> <ul style="list-style-type: none"> f. Zeroed dosimeters. g. Digital units ensured that the systems were prepared according to the unit tactical standing operating procedure (TACSOP). h. Secured loose, flammable, or explosive items and food or water containers to protect them from nuclear-weapons effects. 		

TASK PERFORMANCE/EVALUATION SUMMARY BLOCK							
ITERATION	1	2	3	4	5	M	TOTAL
TOTAL TASK STEPS EVALUATED							
TOTAL TASK STEPS "GO"							
TRAINING STATUS "GO"/"NO-GO"							

"*" indicates a leader task step.

ARTEP 5-616-34-MTP

SUPPORTING INDIVIDUAL TASKS: NONE

SUPPORTING COLLECTIVE TASKS: NONE

OPFOR TASKS AND STANDARDS: NONE

ELEMENTS: Section
 Headquarters Detachment
 Heavy Maintenance Section

TASK: Prepare for a Nuclear Attack (03-3-C206.05-T01A)
 (FM 3-4) (FM 3-11) (FM 3-3)

ITERATION: 1 2 3 4 5 M (Circle)

COMMANDER/LEADER ASSESSMENT: T P U (Circle)

CONDITIONS: The unit receives notice that a nuclear attack is probable and must initiate actions to minimize casualties and damage. Some iterations of this task should be performed in MOPP4.

TASK STANDARDS: The unit hardens and shields positions and equipment and conducts periodic monitoring. The time required to perform this task is increased when conducting it in mission-oriented protective posture (MOPP) 4.

TASK STEPS AND PERFORMANCE MEASURES	GO	NO-GO
* 1. The unit leader issues a warning order to subordinate units, ensuring that all soldiers understand the order. 2. The unit begins defensive preparation for a nuclear attack. a. Placed vehicles and equipment where the terrain shielding was best (hill masses, slopes, culverts, depressions). b. Turned off and disconnected nonessential electronic equipment according to the unit standing operating procedure (SOP). c. Tied down essential antennas. d. Took down nonessential antenna leads according to the unit SOP or other guidance. e. Improved shelters with consideration for blast, thermal, and radiation effects. f. Zeroed dosimeters. g. Secured loose, flammable, or explosive items and food or water containers to protect them from nuclear-weapons effects. h. Took cover in hardened shelters (if available). i. Used field-expedient shelters. 3. The unit takes additional actions consistent with the tactical situation. a. Continued periodic monitoring. b. Reported all dose rate and dosimeter readings to higher headquarters (HQ).		

TASK PERFORMANCE/EVALUATION SUMMARY BLOCK							
ITERATION	1	2	3	4	5	M	TOTAL
TOTAL TASK STEPS EVALUATED							
TOTAL TASK STEPS "GO"							
TRAINING STATUS "GO"/"NO-GO"							

"*" indicates a leader task step.

SUPPORTING INDIVIDUAL TASKS: NONE

SUPPORTING COLLECTIVE TASKS

Task Number	Task Title
05-2-1218	Conduct Report Procedures

OPFOR TASKS AND STANDARDS: NONE

ELEMENTS: Section
 Headquarters Detachment
 Heavy Maintenance Section

TASK: Cross a Radiologically Contaminated Area (03-3-C208.05-T01A)
 (FM 3-3) (FM 3-11.11) (FM 3-4)

ITERATION: 1M 2M 3M 4M 5M (Circle)

COMMANDER/LEADER ASSESSMENT: T P U (Circle)

CONDITIONS: The unit receives orders to cross a radiologically contaminated area. The approximate boundaries of the area are known or marked. This task is always performed in MOPP4.

TASK STANDARDS: The unit crosses the contaminated area by the shortest, fastest route available without incurring radiation casualties or spreading contamination.

TASK STEPS AND PERFORMANCE MEASURES	GO	NO-GO
<p>* 1. Unit leaders prepare for the crossing.</p> <ul style="list-style-type: none"> a. Directed individuals to cover their noses and mouths with handkerchiefs or clean rags, roll their sleeves down, and wear gloves. b. Received operational-exposure guidance (OEG) from the commander (turn-back dose rate). c. Ensured that radiac equipment operators checked the instruments. <p>2. The unit prepares for the crossing.</p> <ul style="list-style-type: none"> a. Identified extra shielding requirements (for example, used sandbags on the vehicle floor). b. Placed externally stored equipment inside the vehicle or covered it with available material. c. Started continuous monitoring. <p>3. The unit crosses the area.</p> <ul style="list-style-type: none"> a. Avoided stirring up dust. b. Kept out of the dust cloud by increasing the intervals and distances between vehicles. c. Conducted movement as rapidly as possible (tracked vehicles should have been buttoned up). <p>4. The unit performs immediate decontamination of personnel and equipment.</p> <ul style="list-style-type: none"> a. Checked for casualties. b. Reported casualties. c. Conducted necessary decontamination. d. Evacuated casualties. e. Continued the mission. 		

TASK PERFORMANCE/EVALUATION SUMMARY BLOCK							
ITERATION	1M	2M	3M	4M	5M		TOTAL
TOTAL TASK STEPS EVALUATED							
TOTAL TASK STEPS "GO"							
TRAINING STATUS "GO"/"NO-GO"							

"*" indicates a leader task step.

SUPPORTING INDIVIDUAL TASKS: NONE

SUPPORTING COLLECTIVE TASKS: NONE

OPFOR TASKS AND STANDARDS: NONE

ELEMENTS: Section
 Headquarters Detachment
 Heavy Maintenance Section

TASK: React to Smoke Operations (03-3-C209.05-T01A)
 (FM 3-50)

ITERATION: 1 2 3 4 5 M (Circle)

COMMANDER/LEADER ASSESSMENT: T P U (Circle)

CONDITIONS: The unit encounters friendly or enemy smoke while conducting operations. Some iterations of this task should be performed in MOPP4.

TASK STANDARDS: The unit exploits the threat smoke or employs friendly smoke to conceal its own activities and continues the mission. The time required to perform this task is increased when conducting it in mission-oriented protective posture (MOPP) 4.

TASK STEPS AND PERFORMANCE MEASURES	GO	NO-GO
<ol style="list-style-type: none"> 1. The unit does not allow smoke to impede the performance of the mission. <ol style="list-style-type: none"> a. Performed its mission in the presence of smoke. b. Exploited threat smoke to conceal its own movements. c. Moved to alternate positions to reduce the effects of the threat use of smoke. d. Considered using countersmoke to conceal their own activities. 2. The unit employs organic smoke grenade launchers, smoke pots, and smoke hand grenades. <ol style="list-style-type: none"> a. Coordinated smoke operations with the unit commander or the supported unit. b. Determined the wind direction and speed. c. Determined where to release the smoke and where it would travel. d. Determined the duration of the smoke operations. e. Determined the effects of weather conditions on the smoke plan. f. Ensured that the smoke covered an area larger than the unit position. g. Requested smoke support from other units (if organic systems would not accomplish the task). 3. The unit uses target acquisition and guidance systems. <ol style="list-style-type: none"> a. Determined what available target acquisition and guidance systems were effective in the smoke. b. Requested and used target acquisition and guidance systems that were effective in the smoke. * 4. The noncommissioned officer in charge (NCOIC) requests a resupply of smoke munitions when required. <ol style="list-style-type: none"> a. Requested smoke grenades and smoke pots. b. Distributed smoke grenades and smoke pots. 		

TASK PERFORMANCE/EVALUATION SUMMARY BLOCK							
ITERATION	1	2	3	4	5	M	TOTAL
TOTAL TASK STEPS EVALUATED							
TOTAL TASK STEPS "GO"							
TRAINING STATUS "GO"/"NO-GO"							

"*" indicates a leader task step.

SUPPORTING INDIVIDUAL TASKS: NONE

SUPPORTING COLLECTIVE TASKS: NONE

OPFOR TASKS AND STANDARDS: NONE

ELEMENTS: Section
 Headquarters Detachment
 Heavy Maintenance Section

TASK: Respond to the Residual Effects of a Nuclear Attack (03-3-C222.05-T01A)
 (FM 3-4) (FM 3-11.11) (FM 3-3)

ITERATION: 1M 2M 3M 4M 5M (Circle)

COMMANDER/LEADER ASSESSMENT: T P U (Circle)

CONDITIONS: The unit is located within a predicted fallout area. The mission does not allow movement from the predicted fallout area. This task is always performed in MOPP4.

TASK STANDARDS: The unit takes actions to minimize exposure to residual radiation.

TASK STEPS AND PERFORMANCE MEASURES	GO	NO-GO
* 1. Unit leaders prepare the unit for fallout. <ul style="list-style-type: none"> a. Ensured that individuals covered their noses and mouths with handkerchiefs or clean rags, rolled their sleeves down, and wore gloves. b. Covered equipment; munitions; petroleum, oils, and lubricants (POL); and food and water containers or placed them inside shelters or vehicles. c. Used shelters, closed vehicles, or available shielding to protect personnel from fallout. d. Ensured that continuous monitoring was maintained using available nuclear, biological, and chemical (NBC) detection and identification equipment. 2. Designated personnel monitor fallout. <ul style="list-style-type: none"> a. Maintained total-dose information using available total-dose instruments. b. Ensured that exposure was minimized while the commander determined if relocation to a clean area was necessary or possible. c. Calculated the optimum time of exit. d. Sent NBC 4 reports to higher headquarters (HQ) using secure means when possible. * 3. The unit leader develops a contingency plan. <ul style="list-style-type: none"> a. Used guidance from higher HQ based on the mission and previous radiation exposure. b. Planned for rotation of individuals to minimize exposure. * 4. The unit leader submits reports according to unit standing operating procedure (SOP).		

TASK PERFORMANCE/EVALUATION SUMMARY BLOCK							
ITERATION	1M	2M	3M	4M	5M		TOTAL
TOTAL TASK STEPS EVALUATED							
TOTAL TASK STEPS "GO"							
TRAINING STATUS "GO"/"NO-GO"							

"*" indicates a leader task step.

ARTEP 5-616-34-MTP

SUPPORTING INDIVIDUAL TASKS: NONE

SUPPORTING COLLECTIVE TASKS: NONE

OPFOR TASKS AND STANDARDS: NONE

ELEMENTS: Section
 Headquarters Detachment
 Heavy Maintenance Section

TASK: Respond to the Initial Effects of a Nuclear Attack (03-3-C223.05-T01A)
 (FM 3-4) (FM 3-11.11) (FM 3-3)

ITERATION: 1M 2M 3M 4M 5M (Circle)

COMMANDER/LEADER ASSESSMENT: T P U (Circle)

CONDITIONS: Soldiers observe a brilliant flash of light and/or a mushroom-shaped cloud. This task is always performed in MOPP4.

TASK STANDARDS: The unit takes action to minimize exposure to the initial effects of a nuclear detonation in its area and continues its mission.

TASK STEPS AND PERFORMANCE MEASURES	GO	NO-GO
<p>1. Soldiers take immediate protective actions in response to a nuclear attack.</p> <ul style="list-style-type: none"> a. Without warning, soldiers— <ul style="list-style-type: none"> (1) Closed their eyes immediately. (2) Dropped to the ground in a prone position, with their head toward the blast (if in the hatch of an armored vehicle, immediately dropped down inside the vehicle). (3) Kept their heads and their faces down and helmets on. (4) Remained in a prone position until the blast wave passed and all debris stopped falling. b. With warning, soldiers— <ul style="list-style-type: none"> (1) Identified the best available shelter, such as fighting positions or inside shelters. (2) Moved to the shelter. (3) Took actions to protect themselves from the blast and radiation. (4) Kept clothing loosely fitted and their headgear on at all times. (5) Protected their eyes and minimized exposed skin areas. <p>* 2. Leaders reorganize the unit.</p> <ul style="list-style-type: none"> a. Reestablished the chain of command. b. Reestablished communications. c. Submitted a nuclear, biological, and chemical (NBC) 1 report to higher headquarters (HQ). d. Treated casualties. e. Reported casualties. f. Evacuated casualties. g. Evaluated facilities for protection from residual radiation. h. Implemented continuous monitoring. i. Submitted a damage assessment to higher HQ. j. Initiated an area damage control plan, as required. k. Extinguished all fires. <p>* 3. Leaders ensure that weapon systems are operational.</p> <p>4. Soldiers right overturned vehicles.</p> <ul style="list-style-type: none"> a. Checked for loss of coolant, fuel, and battery fluids. b. Performed operator maintenance to restore moderately damaged vehicles to combat use. 		

TASK STEPS AND PERFORMANCE MEASURES	GO	NO-GO
5. Soldiers improve cover. <ul style="list-style-type: none"> a. Chose dense covering material. b. Covered in depth. c. Provided strong support. d. Covered as much of the opening as practical. 		

TASK PERFORMANCE/EVALUATION SUMMARY BLOCK							
ITERATION	1M	2M	3M	4M	5M		TOTAL
TOTAL TASK STEPS EVALUATED							
TOTAL TASK STEPS "GO"							
TRAINING STATUS "GO"/"NO-GO"							

"*" indicates a leader task step.

SUPPORTING INDIVIDUAL TASKS: NONE

SUPPORTING COLLECTIVE TASKS: NONE

OPFOR TASKS AND STANDARDS: NONE

ELEMENTS: Section
 Headquarters Detachment
 Heavy Maintenance Section

TASK: Conduct Operational Decontamination (03-3-C224.05-T01A)
 (FM 3-5) (FM 3-11.11)

ITERATION: 1M 2M 3M 4M 5M (Circle)

COMMANDER/LEADER ASSESSMENT: T P U (Circle)

CONDITIONS: The unit is operating in a contaminated environment and/or is contaminated. Performance degradation from mission-oriented protective posture (MOPP) 4 is increasing, and protective gear is in danger of penetration by contamination. Time and the tactical situation permit the element to conduct operational decontamination. Replacement protective gear is available for each soldier. For a nonsupported decontamination, element decontamination equipment and supplies are available and operational. For a supported decontamination, a decontamination element is available, operational, and tasked to provide decontamination support. This task is always performed in MOPP4.

TASK STANDARDS: The unit decontaminates its individual gear and conducts MOPP gear exchange (using the buddy system) without sustaining additional casualties from nuclear, biological, and chemical (NBC) contamination. The unit limits the contamination transfer hazard by removing gross chemical contamination on equipment and minimizes contamination on soldiers according to Field Manual (FM) 3-5. The unit reduces radiological contamination to negligible risk levels according to FM 3-5 and reduces chemical and biological contamination to accelerate the weathering process and eventually provide temporary relief from MOPP4.

TASK STEPS AND PERFORMANCE MEASURES	GO	NO-GO
<p>* 1. The contaminated unit determines the extent of contamination and establishes decontamination priorities.</p> <ul style="list-style-type: none"> a. Received input from staff and subordinate leaders. b. Established decontamination priorities. <p>2. The contaminated unit submits a request for decontamination to higher headquarters (HQ). The request, as a minimum, included the—</p> <ul style="list-style-type: none"> a. Contaminated element designation. b. Contaminated element location. c. Contaminated element frequency and call sign. d. Time that the element became contaminated. e. Number of vehicles and equipment, by type, that were contaminated. f. Type of contamination. g. Special requirements (such as a patient decontamination station, recovery assets, and a element decontamination team). <p>* 3. The contaminated unit leader coordinates with higher HQ.</p> <ul style="list-style-type: none"> a. Obtained permission to conduct decontamination and obtain the necessary support. b. Selected a linkup point to meet supporting units (a company supply section, a company or battalion power-driven decontamination equipment [PDDE] crew, or a decontamination squad or platoon). c. Coordinated with supporting units. d. Requested replacement MOPP gear. e. Coordinated with supporting units to determine if they would also conduct a MOPP gear exchange. 		

TASK STEPS AND PERFORMANCE MEASURES	GO	NO-GO
<p>* 4. The contaminated unit leader and NBC specialist select a site to conduct the operation, ensuring that the site selected—</p> <ul style="list-style-type: none"> a. Provided adequate overhead concealment. b. Provided good drainage. c. Provided easy access and exit (but off the main routes). d. Provided the proximity to a water source large enough to support vehicle wash down. e. Provided an area large enough to accommodate units involved in the operational decontamination (100 square meters for both the vehicle washdown site and the MOPP gear exchange site). <p>5. The contaminated unit coordinates for operational decontamination support (a company or battalion PDDE crew or a decontamination unit).</p> <ul style="list-style-type: none"> a. Requested operational decontamination support. b. Notified higher HQ of the area for the operational decontamination. c. Established communications with the decontamination element. d. Ensured that the decontamination element knew the locations of the linkup and the selected decontamination sites. <p>6. The contaminated element and supporting elements move to the decontamination site.</p> <ul style="list-style-type: none"> a. Met at the linkup point as coordinated. b. Provided security at both the linkup point and the decontamination site by the contaminated element. <p>7. The elements prepare for operational decontamination.</p> <ul style="list-style-type: none"> a. Set up the decontamination site. <ul style="list-style-type: none"> (1) The supporting decontamination element crew set up the vehicle washdown site. (2) The contaminated unit set up the MOPP gear exchange site not less than 50 meters upwind of the vehicle washdown site. (3) The remainder of the element prepared its equipment for decontamination. b. Conducted preparatory actions in the predecontamination area. <ul style="list-style-type: none"> (1) Vehicle crews (except for the operators) dismounted unless they had an operational overpressure system and an uncontaminated interior. (2) Dismounted crews removed mud and camouflage from the vehicles. <p>NOTE: The contaminated element provides personnel to do this when the crews do not dismount.</p> <ul style="list-style-type: none"> (3) Separated vehicles and dismounted crews. <ul style="list-style-type: none"> (a) Ensured that vehicle operators were briefed (included the use of overhead cover and concealment and the proper intervals). (b) Ensured that vehicles were buttoned up; for example, all doors, hatches, and other openings were closed or covered. (4) Moved vehicles (with operators) to the vehicle washdown site. (5) Moved dismounted crews and all other soldiers in the contaminated unit to the MOPP gear exchange site. <p>* 8. The noncommissioned officer in charge (NCOIC) of the decontamination element supervises the operation of the vehicle washdown site, ensuring that vehicle operators—</p> <ul style="list-style-type: none"> a. Maintained the proper interval between vehicles while processing through the washdown station. b. Washed vehicles. <ul style="list-style-type: none"> (1) Started at the top and worked down. 		

TASK STEPS AND PERFORMANCE MEASURES	GO	NO-GO
<p>(2) Sprayed hot, soapy water for 2 to 3 minutes per vehicle. (3) Monitored water consumption.</p> <p>c. Moved to the assembly area (AA) after the vehicle wash down. d. Moved to the MOPP gear exchange site and conducted MOPP gear exchange.</p> <p>9. The contaminated element conducts MOPP gear exchange. a. Prepared the equipment decontamination station (with supertropical bleach [STB] dry mix). b. Briefed MOPP gear exchange participants on procedures to be followed. c. Placed the decontaminated individual equipment on a clean surface (such as plastic, a poncho, or similar material). d. Exchanged MOPP gear using the buddy system. e. Moved soldiers to the AA after completing MOPP gear exchange.</p> <p>NOTES: 1. Ensure that the supporting units have the opportunity to use the MOPP gear exchange site before proceeding. 2. The supporting decontamination element cleans and marks the site and reports the area of contamination (using an NBC 4 report) to higher HQ.</p> <p>*10. Element leaders account for all personnel and equipment after completing the operational decontamination.</p> <p>*11. The contaminated element leader reports to higher HQ. a. Reported the completion and location of the vehicle washdown and MOPP gear exchange decontamination sites. b. Requested permission to perform unmasking procedures if, through testing, no hazards were detected. c. Determined the adequacy of decontamination and adjusted the MOPP level (after obtaining approval from higher HQ).</p> <p>12. The contaminated element continues the mission.</p>		

TASK PERFORMANCE/EVALUATION SUMMARY BLOCK							
ITERATION	1M	2M	3M	4M	5M		TOTAL
TOTAL TASK STEPS EVALUATED							
TOTAL TASK STEPS "GO"							
TRAINING STATUS "GO"/"NO-GO"							

"*" indicates a leader task step.

SUPPORTING INDIVIDUAL TASKS: NONE

SUPPORTING COLLECTIVE TASKS: NONE

OPFOR TASKS AND STANDARDS: NONE

ELEMENTS: Section
 Headquarters Detachment
 Heavy Maintenance Section

TASK: Cross a Chemically Contaminated Area (03-3-C226.05-T01A)
 (FM 3-3)

ITERATION: 1M 2M 3M 4M 5M (Circle)

COMMANDER/LEADER ASSESSMENT: T P U (Circle)

CONDITIONS: The unit is en route to a new location on a designated route. The unit cannot move off that route and still complete its assigned mission. The unit discovers contamination on the route and is directed to cross the contaminated area. This task is always performed in MOPP4.

TASK STANDARDS: The unit crosses the contaminated area without suffering chemical-agent casualties.

TASK STEPS AND PERFORMANCE MEASURES	GO	NO-GO
<p>* 1. The unit leader selects a route across the contaminated area.</p> <ul style="list-style-type: none"> a. Employed a nuclear, biological, and chemical (NBC) 5 (chemical) report and/or reconnaissance reports to select a route. b. Selected a route that minimized exposure consistent with the mission. c. Obtained a route clearance and approval. <p>2. The unit prepares to cross the area.</p> <ul style="list-style-type: none"> a. Assumed mission-oriented protective posture (MOPP) 4 for crossing the area. b. Ensured that all drivers, vehicle commanders, and leaders knew the march route or had strip maps. c. Ensured that all vehicles were buttoned up (mounted movement). d. Placed externally stored equipment inside the vehicle or covered it with available material. e. Attached M9 detector paper to soldiers and vehicles to provide warning of contamination. <p>3. The unit crosses the area.</p> <ul style="list-style-type: none"> a. Avoided low ground, overhanging branches, and brush to the extent allowed by the tactical situation. b. Conducted dismounted movement, if necessary, as rapidly as possible. c. Crossed the area as quickly and carefully as possible. <p>4. The unit exits the contaminated area.</p> <ul style="list-style-type: none"> a. Checked for casualties. b. Reported casualties. c. Conducted necessary decontamination. d. Continued the mission. 		

TASK PERFORMANCE/EVALUATION SUMMARY BLOCK							
ITERATION	1M	2M	3M	4M	5M		TOTAL
TOTAL TASK STEPS EVALUATED							
TOTAL TASK STEPS "GO"							
TRAINING STATUS "GO"/"NO-GO"							

"*" indicates a leader task step.

SUPPORTING INDIVIDUAL TASKS: NONE

SUPPORTING COLLECTIVE TASKS

Task Number	Task Title
12-1-0403.05-T01A	Report Casualties

OPFOR TASKS AND STANDARDS: NONE

ELEMENTS: Headquarters Detachment
Heavy Maintenance Section

TASK: Defend a Convoy Against a Ground Attack (05-2-0911)
(FM 55-30) (FM 21-75) (FM 24-19)
(FM 24-35) (FM 24-35-1) (FM 3-90.1)

ITERATION: 1 2 3 4 5 M (Circle)

COMMANDER/LEADER ASSESSMENT: T P U (Circle)

CONDITIONS: In a contemporary operating environment the unit is conducting a convoy. The operation order (OPORD) and the rules of engagement (ROE) provide guidance for the mission and actions to take upon contact. The enemy squad- to platoon-size force attacks the main body of the convoy. Some iterations of this task should be performed in MOPP4.

TASK STANDARDS: The convoy protects itself and attacks or disengages from the enemy. The convoy minimizes casualties or damage by taking immediate action. Digital units send and receive orders and reports using frequency-modulated (FM) or digital means to conduct combat operations. The time required to perform this task is increased when conducting it in mission-oriented protective posture (MOPP) 4.

TASK STEPS AND PERFORMANCE MEASURES	GO	NO-GO
<p>* 1. The element leader prepares for combat operations. NOTE: Digital units set stale settings to provide current friendly and enemy unit locations.</p> <ul style="list-style-type: none"> a. Designated and positioned the security elements throughout the convoy (front, rear, and flank). b. Established radio communications with security elements. c. Designated actions upon enemy contact (action front, left, right, or rear; air attack; or indirect fire). d. Assigned each armed vehicle a sector of fire for the movement, and ensured that the convoy had 360° coverage while moving. e. Designated en route rally points and the actions to be taken at those points. f. Coordinated with the battalion Operations and Training Officer (US Army) (S3) for indirect fire along the planned route. g. Received an update from the battalion Intelligence Officer (US Army) (S2) on probable enemy actions influencing the convoy route or the mission. <p>NOTE: Digital units receive updated intelligence information through the Force XXI Command Brigade and Below (FBCB2) System or the Maneuver Control System (MCS).</p> <p>2. The element prepares for combat operations.</p> <ul style="list-style-type: none"> a. Loaded vehicles, stowed or tied down all loose equipment, and ensured that there was enough space to bring weapons to bear. <p>NOTE: Air guards are present.</p> <ul style="list-style-type: none"> b. Ensured that weapons were functional and had their basic load of ammunition. c. Rehearsed the procedures for enemy contact before the start point (SP). d. Ensured that each vehicle commander knew the route and all standing operating procedures (SOPs). <p>3. The convoy reacts to enemy contact.</p> <ul style="list-style-type: none"> a. Scanned the area for the enemy and returned fire at identified enemy positions. 		

TASK STEPS AND PERFORMANCE MEASURES	GO	NO-GO
<ul style="list-style-type: none"> b. Sought available cover. c. Maneuvered vehicles to allow the gunner to engage the enemy and moved all unarmed vehicles to cover. d. Provided suppressive gunnery fire on the enemy. e. Deployed the security teams and reported the situation to the element leader. <p>* 4. The element leader develops the situation.</p> <ul style="list-style-type: none"> a. Initiated fire and maneuver. b. Requested indirect-fire support. c. Sought information on the enemy strength, composition, and disposition. d. Evaluated the direction and volume of the enemy fire, confirmed or suspected enemy positions, and the terrain capacity for the masking forces. <p>* 5. The element leader selects a course of action based on mission, enemy, terrain, troops, time available, and civilian considerations (METT-TC) and the developing situation.</p> <ul style="list-style-type: none"> a. Maneuvered to attack the enemy flank. b. Conducted a frontal assault. c. Broke contact and moved away from the enemy position by fire and maneuver. <p>6. The security element engages the enemy (within capabilities).</p> <p>* 7. The element leader reports the tactical situation to higher headquarters (HQ).</p> <p>8. The element reorganizes and resumes its convoy.</p> <ul style="list-style-type: none"> a. Reconstituted the security force. b. Treated and evacuated casualties. c. Reported casualties. d. Redistributed ammunition and equipment. e. Recovered any damaged equipment or destroyed it in place. 		

TASK PERFORMANCE/EVALUATION SUMMARY BLOCK							
ITERATION	1	2	3	4	5	M	TOTAL
TOTAL TASK STEPS EVALUATED							
TOTAL TASK STEPS "GO"							
TRAINING STATUS "GO"/"NO-GO"							

"*" indicates a leader task step.

SUPPORTING INDIVIDUAL TASKS

Task Number	Task Title
052-194-3500	Conduct a Patrol
071-326-5505	Issue an Oral Operation Order
071-326-5605	Control Movement of a Fire Team
071-326-5611	Conduct the Maneuver of a Squad

SUPPORTING COLLECTIVE TASKS

Task Number	Task Title
07-2-1301.05-T01A	Conduct a Convoy
07-3-1112.05-T01A	React to an Ambush
10-2-0318.05-T01A	Perform Unit Graves Registration (GRREG) Operations

OPFOR TASKS AND STANDARDS: NONE

ELEMENT: Headquarters Detachment

TASK: Establish a Company Defensive Position (07-2-0414.05-T01A)
 (FM 7-10) (FM 24-19) (FM 24-35)
 (FM 24-35-1) (TC 24-20)

ITERATION: 1 2 3 4 5 M (Circle)
COMMANDER/LEADER ASSESSMENT: T P U (Circle)

CONDITIONS: The element has received an operation order (OPORD) or a fragmentary order (FRAGO) mission requiring the unit to provide its own security and defense. Digital units have performed functionality checks, and systems are operational. The opposing forces (OPFOR) elements, consisting of as much as a motorized rifle company or airborne equivalent, have been active in friendly rear areas. Some iterations of this task should be performed in MOPP4.

TASK STANDARDS: The element completes all preparations for the defense within the time specified by the OPORD. Digital units send and receive reports using frequency-modulated (FM) or digital means. The company is not surprised by the OPFOR, suffers no casualties from friendly fire, and repels the OPFOR attacks. The time required to perform this task is increased when conducting it in mission-oriented protective posture (MOPP) 4.

TASK STEPS AND PERFORMANCE MEASURES	GO	NO-GO
<p>NOTE: The elements execute the following tasks when the company is performing this task: Establish Unit Defense, Defend the Unit Position, Construct a Protective Obstacle, and Conduct Hasty Minefield Operations.</p> <ul style="list-style-type: none"> * 1. The commander develops a defensive plan according to the OPORD or the FRAGO. <ul style="list-style-type: none"> a. Established sectors or boundaries for the subordinate elements. b. Assigned battle positions for the company elements. c. Designated primary, alternate, and supplementary positions. d. Designated engagement areas (EAs). e. Developed the fire support (FS) plan, including the target reference points (TRPs) forward, within, and to the rear of the defensive position. * 2. The commander conducts a leader's reconnaissance with key company leaders. <ul style="list-style-type: none"> a. Established local security. b. Confirmed or modified his plan. * 3. Leaders survey the terrain to finalize their defensive plans. <ul style="list-style-type: none"> a. Identified the covered and concealed routes to and between all positions. b. Identified all avenues of approach (AAs). c. Identified dead space. d. Requested indirect FS to cover the dead space and the likely AAs. <p>NOTE: Digital units request indirect FS using the Force XXI Battle Command Brigade and Below (FBCB2) System or FM means according to the unit tactical standing operating procedure (TACSOP).</p> <ul style="list-style-type: none"> e. Identified locations for the company command post (CP), observation posts (OPs), the supply point, and the company casualty collection point. f. Identified potential landing zones (LZs) that the enemy could use for an air assault. * 4. The commander designates unit positions or sectors. <ul style="list-style-type: none"> a. Concentrated fire on the most dangerous and most likely AAs. 		

TASK STEPS AND PERFORMANCE MEASURES	GO	NO-GO
<ul style="list-style-type: none"> b. Selected positions with good fields of fire and observation of enemy ground and air forces. c. Provided cover and concealment. d. Permitted adequate lateral and in-depth dispersion. <p>5. The company establishes unit security.</p> <ul style="list-style-type: none"> a. Established the OPs and the air guards. b. Conducted patrols in areas that could not be observed. c. Emplaced early-warning devices. d. Conducted stand-to procedures according to the unit standing operating procedure (SOP) or order. <p>* 6. Leaders position key weapons and establish fields of fire.</p> <ul style="list-style-type: none"> a. Oriented the units to provide all-around security. b. Ensured that the weapons covered the most dangerous AAs, EAs, or selected kill zones based on the defensive technique. c. Effected mutual support between elements. d. Ensured that the antiarmor weapons covered the likely armor AAs. e. Registered indirect fire and final protection fires (FPFs) on the most dangerous dismounted AAs, where possible. <p>* 7. Leaders check the position for potential problems.</p> <ul style="list-style-type: none"> a. Walked the positions and adjusted for fields of fire. b. Walked the terrain in front of the positions to determine if personnel accomplished their assigned tasks. <p>* 8. The leaders coordinate with flank elements.</p> <ul style="list-style-type: none"> a. Established responsibility for overlapping enemy AAs. b. Exchanged information on the OP locations, patrols, unit signals, and passage points. <p>9. The commander coordinated a withdrawal plan.</p> <p>10. The company establishes communications, if available.</p> <ul style="list-style-type: none"> a. Used wire as the primary communications, if available. b. Ensured that the platoon or company CP had communication with the OPs, higher and subordinate leaders, adjacent units, and FS team. c. Conducted periodic communications checks to ensure that all communications equipment was operational. d. Planned and provided for an alternate means of communications. <p>11. The company emplaces minefields and obstacles.</p> <ul style="list-style-type: none"> a. Requested and received clearance to lay protective minefields. b. Emplaced mines or obstacles according to the company obstacle plan and recorded the minefield on the standard minefield form. c. Covered mines or obstacles by observation and direct and indirect fires. d. Reported the location of mines or obstacles to all elements, and forwarded the standard minefield record to the next higher command as soon as possible. <p>12. The company defends against an enemy assault.</p> <ul style="list-style-type: none"> a. Detected and reported enemy contact by the OPs. b. Withdrew the OPs on order or according to the company SOP. c. Increased the intensity of defensive fires as the enemy elements closed to within range of each individual or the weapons system. <p>*13. The commander or forward observer (FO) defends against an enemy assault.</p>		

TASK STEPS AND PERFORMANCE MEASURES	GO	NO-GO
<p>a. Called for and engaged the attacking force with indirect fire according to the company SOP.</p> <p>b. Requested FPF from the supporting indirect-fire units as the enemy neared the final protective line (FPL).</p> <p>*14. The commander defends against an enemy assault.</p> <p>a. Initiated direct-fire engagement of the attacking force according to the unit SOP.</p> <p>b. Executed the obstacle plan according to the battalion OPORD or FRAGO.</p> <p>c. Increased the intensity of defensive fires as the enemy elements closed to within range of additional weapons.</p> <p>15. The company consolidates and reorganizes during lulls in the fighting.</p> <p>a. Executed platoon consolidation and reorganization.</p> <p>b. Treated and evacuated casualties.</p> <p>c. Transmitted the status report, and requested replacement personnel.</p> <p>d. Requested resupply.</p> <p>e. Replaced damaged barriers and obstacles.</p> <p>f. Restored communication.</p> <p>g. Repositioned the OPs that were withdrawn during the engagement.</p> <p>h. Resumed security and patrolling activities.</p> <p>16. The company continues to defend.</p> <p>a. Forced the enemy to withdraw.</p> <p>b. Disengaged by order of higher headquarters (HQ).</p> <p>c. Ordered the reposition of platoons to alternate or supplementary positions as needed.</p>		

TASK PERFORMANCE/EVALUATION SUMMARY BLOCK							
ITERATION	1	2	3	4	5	M	TOTAL
TOTAL TASK STEPS EVALUATED							
TOTAL TASK STEPS "GO"							
TRAINING STATUS "GO"/"NO-GO"							

"*" indicates a leader task step.

SUPPORTING INDIVIDUAL TASKS: NONE

SUPPORTING COLLECTIVE TASKS

Task Number	Task Title
05-2-0510	Direct Survivability Construction
05-2-0518	Control Construction of Survivability Positions
05-2-1380	Identify Terrain Information Requirements
05-3-0115.05-R01A	Emplace a Hasty Protective Row Minefield
05-3-0116	Remove a Hasty Protective Row Minefield
05-3-0230	Construct a Protective Obstacle
05-3-0303	Construct Wire Obstacles
05-3-0904.05-R01A	Establish Jobsite Security

SUPPORTING COLLECTIVE TASKS

Task Number	Task Title
05-4-0110.05-R01A	Mark a Minefield
05-6-0094	Plan Engineer Survivability Operations
19-1-2001	Coordinate Area Security Operations
19-1-2203	Direct Site Security Operations
19-3-2204.05-T01A	Employ Physical Security Measures
71-2-0332.05-T01A	Maintain Operations Security (OPSEC)

OPFOR TASKS AND STANDARDS: NONE

ELEMENTS: Headquarters Detachment
Heavy Maintenance Section

TASK: React to Unexploded Ordnance (UXO) (09-2-0337.05-T01A)
(FM 21-16)

ITERATION: 1 2 3 4 5 M (Circle)

COMMANDER/LEADER ASSESSMENT: T P U (Circle)

CONDITIONS: During combat operations, the unit encounters a UXO hazard. Some iterations of this task should be performed in MOPP4.

TASK STANDARDS: The element reacts to the UXO hazard while continuing the mission, without loss of personnel or equipment. The time required to perform this task is increased when conducting it in mission-oriented protective posture (MOPP) 4.

TASK STEPS AND PERFORMANCE MEASURES	GO	NO-GO
1. The element recognizes the UXO hazard. <ul style="list-style-type: none"> a. Identified the UXO by type. b. Identified the UXO by subgroup. c. Observed all safety precautions. * 2. The element leader takes immediate action for the UXO hazard. <ul style="list-style-type: none"> a. Evacuated the area as appropriate. b. Determined the appropriate action. <ul style="list-style-type: none"> (1) Avoided the UXO hazard. (2) Instituted protective measures. * 3. The element leader designates the element to mark the area. <ul style="list-style-type: none"> a. Chose leaders to mark the area. b. Briefed leaders on the area to be marked. * 4. The element marks the UXO hazard. <ul style="list-style-type: none"> a. Marked all the logical approach routes. b. Ensured that the UXO was visible from all markers. * 5. The element reports the UXO hazard. <ul style="list-style-type: none"> a. Initiated the UXO spot report. b. Determined the priority based on the current situation. c. Forwarded the report to the next higher headquarters (HQ) by the fastest means available. 		

TASK PERFORMANCE/EVALUATION SUMMARY BLOCK							
ITERATION	1	2	3	4	5	M	TOTAL
TOTAL TASK STEPS EVALUATED							
TOTAL TASK STEPS "GO"							
TRAINING STATUS "GO"/"NO-GO"							

"*" indicates a leader task step.

SUPPORTING INDIVIDUAL TASKS: NONE

SUPPORTING COLLECTIVE TASKS

Task Number	Task Title
05-2-1218	Conduct Report Procedures

OPFOR TASKS AND STANDARDS: NONE

ELEMENTS: Section
 Headquarters Detachment
 Heavy Maintenance Section

TASK: Employ Physical Security Measures (19-3-2204.05-T01A)
 (FM 3-19.30) (FM 3-19.4)

ITERATION: 1 2 3 4 5 (Circle)

COMMANDER/LEADER ASSESSMENT: T P U (Circle)

CONDITIONS: An opposing forces (OPFOR) squad-size patrol attempts reconnaissance or intrusion into the command post (CP) perimeter. This task should not be trained in MOPP4.

TASK STANDARDS: The element maintains 24-hour security in its assigned sector and is not surprised by the OPFOR.

TASK STEPS AND PERFORMANCE MEASURES	GO	NO-GO
* 1. The element leader prepares a physical security plan. <ul style="list-style-type: none"> a. Controlled the entry of vehicles into the CP. b. Developed procedures for selecting and manning perimeter positions. c. Developed procedures for detecting and reporting OPFOR intrusion or observation of the CP perimeter. d. Controlled access to the element defensive areas. e. Established communications links between observation posts (OPs) and the reaction force. f. Developed procedures for initial response to ground attacks. 2. The element operates a guard force. <ul style="list-style-type: none"> a. Established communications with the guard commander. b. Stopped unauthorized entry into restricted areas. c. Conducted random exterior patrols to find and neutralize OPFOR intruders before they breached the CP perimeter. 3. The element reacts to an OPFOR ground attack. <ul style="list-style-type: none"> a. Assumed preplanned positions. b. Denied intrusion into the CP perimeter. 		

TASK PERFORMANCE/EVALUATION SUMMARY BLOCK							
ITERATION	1	2	3	4	5		TOTAL
TOTAL TASK STEPS EVALUATED							
TOTAL TASK STEPS "GO"							
TRAINING STATUS "GO"/"NO-GO"							

"*" indicates a leader task step.

SUPPORTING INDIVIDUAL TASKS: NONE

ARTEP 5-616-34-MTP

SUPPORTING COLLECTIVE TASKS: NONE

OPFOR TASKS AND STANDARDS: NONE

ELEMENTS: Section
 Headquarters Detachment
 Heavy Maintenance Section

TASK: Use Passive Air Defense Measures (44-1-C220.05-T01A)
 (FM 44-100) (FM 44-64) (FM 44-8)
 (FM 44-80)

ITERATION: 1 2 3 4 5 M (Circle)
COMMANDER/LEADER ASSESSMENT: T P U (Circle)

CONDITIONS: The element is in a tactical position. Hostile aerial platforms (rotary-wing, fixed-wing, or unmanned aerial vehicles [UAVs]) have been operating in the general area. The element weapon control status (WCS) is weapons hold. Some iterations of this task should be performed in MOPP4.

TASK STANDARDS: The opposing forces (OPFOR) element aerial platforms (rotary-wing, fixed-wing, and UAVs) do not detect the unit. The time required to perform this task is increased when conducting it in mission-oriented protective posture (MOPP) 4.

TASK STEPS AND PERFORMANCE MEASURES	GO	NO-GO
<p>* 1. The element leader uses passive air defense measures in a tactical position.</p> <ul style="list-style-type: none"> a. Used all available resources (camouflage, cover, concealment, and dispersion) to hide personnel and equipment to limit vulnerability. <p>NOTE: The unit achieves air situational awareness (SA) by monitoring with simplified handheld terminal units (SHTUs).</p> <ul style="list-style-type: none"> b. Covered or shaded any shiny items, particularly windshields and optics. c. Established and rehearsed the air attack alarms. d. Dispersed vehicles, tents, and supplies to reduce vulnerability to an air attack. e. Constructed field fortifications with organic equipment as necessary to protect personnel and vulnerable mission-essential equipment. f. Manned observation posts (OPs), daytime or nighttime, to provide warning of approaching aerial platforms. g. Established a listening watch on the air defense early warning net, if the equipment was available and operational. <p>* 2. The element leader uses passive air defense measures in a convoy.</p> <ul style="list-style-type: none"> a. Ensured that all personnel received the convoy commander's briefing. b. Camouflaged vehicles and equipment before moving out. c. Selected a column interval based on instructions, the mission, and the terrain. d. Placed crew-served weapons throughout the convoy to cover the avenues of approach (front, rear, and flank). e. Assigned soldiers to air guard duties with specific search sectors covering 360°. f. Identified threat aerial platforms visually. g. Reported all aircraft actions to the higher headquarters (HQ). h. Established and rehearsed the air attack alarms. <p>3. Element personnel use passive air defense measures when occupying or displacing a position.</p> <ul style="list-style-type: none"> a. Maintained the vehicle interval specified in the movement order. b. Staggered vehicles to avoid linear patterns. 		

TASK STEPS AND PERFORMANCE MEASURES	GO	NO-GO
c. Assigned air guards to the sectors of search that covered 360°, and maintained the coverage until the convoy completed the movement. d. Identified threat aerial platforms visually. e. Reported all aircraft actions to higher HQ. f. Established the vehicle order of precedence.		

TASK PERFORMANCE/EVALUATION SUMMARY BLOCK							
ITERATION	1	2	3	4	5	M	TOTAL
TOTAL TASK STEPS EVALUATED							
TOTAL TASK STEPS "GO"							
TRAINING STATUS "GO"/"NO-GO"							

"*" indicates a leader task step.

SUPPORTING INDIVIDUAL TASKS: NONE

SUPPORTING COLLECTIVE TASKS: NONE

OPFOR TASKS AND STANDARDS: NONE

ELEMENTS: Section
 Headquarters Detachment
 Heavy Maintenance Section

TASK: Take Active Combined Arms Air Defense Measures Against Hostile Aerial Platforms (44-1-C221.05-T01A)
 (FM 44-100) (FM 44-64) (FM 44-8)
 (FM 44-80)

ITERATION: 1 2 3 4 5 M (Circle)

COMMANDER/LEADER ASSESSMENT: T P U (Circle)

CONDITIONS: The element receives an early warning of aerial platforms (rotary-wing, fixed-wing, or unmanned aerial vehicles [UAVs]) in the area. Unit personnel detect unknown or hostile aerial platforms. The element is in a tactical position. The weapon control status (WCS) is weapons tight. Some iterations of this task should be performed in MOPP4.

TASK STANDARDS: The element destroys or forces attacking aerial platforms away from friendly positions. The time required to perform this task is increased when conducting it in mission-oriented protective posture (MOPP) 4.

TASK STEPS AND PERFORMANCE MEASURES	GO	NO-GO
<p>* 1. Leaders direct combined arms air defense measures against the hostile aerial platforms not attacking a stationary unit.</p> <ul style="list-style-type: none"> a. Gave the air attack alarm. b. Organized the element to defensive positions. c. Ordered a search of the assigned sectors for aerial platforms. d. Identified and reported the presence of aerial platforms in the area and sent priority intelligence requirements (PIR) to higher headquarters (HQ). <p>NOTE: When making the decision of whether or not to fire at nonattacking hostile aerial platforms with small arms, consider the assigned mission and the tactical situation. The element must positively and visually identify aerial platforms before engaging with small arms, unless the aircraft is committing a hostile act.</p> <p>DANGER: MUNITIONS CANNOT DISTINGUISH BETWEEN FRIEND AND FOE. REVIEW ALL AIRSPACE CONTROL MEASURES. PERFORM ALL PRECAUTIONARY MEASURES TO ENSURE THAT THE MUNITIONS FIRED DO NOT CAUSE INJURY OR DEATH TO FRIENDLY FORCES OR DAMAGE TO ALLIED EQUIPMENT. EVEN COMPUTERIZED SYSTEMS REQUIRE CLOSE OBSERVATION.</p> <ul style="list-style-type: none"> e. Made the engagement decision. f. Engaged the element in attacking the aerial platforms with all available small arms, such as rifles and machine guns. <p>NOTE: Expect the firing signature from small arms to disclose the element position.</p> <ul style="list-style-type: none"> g. Performed all precautionary measures to ensure that no fratricide occurred during the engagement. h. Directed soldiers to reload weapons following the engagement. i. Sent the PIR to higher HQ. 		

TASK STEPS AND PERFORMANCE MEASURES	GO	NO-GO																		
<p>NOTES:</p> <ol style="list-style-type: none"> 1. Aim points for propeller-driven aircraft are the same as for helicopters. 2. Select the aim points in football field lengths: one football field equals about 91 meters. 3. Once the lead distance is estimated, the riflemen and machine gunners aim and fire their weapons at the aim point until the aircraft has flown past that point. Maintain the aim point, not the lead distance. The weapon should not move once the firing cycle starts. 4. Establish preselected aim points when the unit is in a static position. 5. Accuracy in relation to target hits is not necessary. Accuracy in relation to the aim point is necessary. Volume fire (a coordinated, high volume of fire that the aircraft has to fly through) will achieve the desired results. <p>TYPE OF AERIAL PLATFORMS COURSE AIM POINT</p> <table border="0"> <tr> <td>Jet/cruise missile</td> <td>Crossing</td> <td>Two football fields in front of the aerial platform nose</td> </tr> <tr> <td>Jet/cruise missile</td> <td>Overhead</td> <td>Two football fields in front of the aerial platform nose</td> </tr> <tr> <td>Jet/cruise missile</td> <td>Directly at you</td> <td>Slightly above the aerial platform nose</td> </tr> <tr> <td>Helicopter/UAV Crossing</td> <td></td> <td>One-half football field in front of the aerial platform nose</td> </tr> <tr> <td>Helicopter/UAV Directly at you</td> <td></td> <td>Slightly above the helicopter/UAV body</td> </tr> <tr> <td>Helicopter/UAV Hovering</td> <td></td> <td>Slightly above the helicopter/UAV body</td> </tr> </table> <p>j. Evaluated the situation and moved the unit position as directed by the unit commander.</p> <p>* 2. Leaders direct small arms air defense measures against hostile aerial platforms not attacking a moving target.</p> <ol style="list-style-type: none"> a. Gave the air attack alarm. b. Dispersed vehicles laterally and in-depth or had the vehicle operators continue to move the unit. c. Moved vehicles to covered and concealed positions. All personnel not assigned crew-served weapons dismounted and prepared to engage the aircraft or increased dispersion. d. Engaged nonattacking aircraft only as directed. e. Identified threat aerial platforms visually. f. Reported all aerial platform actions to higher HQ. g. Prepared the element to engage on orders of the senior leader. h. Engaged the element (when ordered to do so by the senior leader) in attacking the aerial platforms with all available small arms. i. Directed soldiers to reload weapons following the engagement. <p>* 3. Leaders direct combined arms air defense measures against aerial platforms attacking a stationary unit.</p> <ol style="list-style-type: none"> a. Gave the air attack alarm. b. Engaged all available personnel immediately in attacking the aerial platforms per the tactical standing operating procedure (TACSOP). c. Directed soldiers to reload weapons following the engagement. d. Ensured that soldiers assigned to observation posts (OPs) continued to scan their assigned sectors. e. Reported any aircraft action to higher HQ. 	Jet/cruise missile	Crossing	Two football fields in front of the aerial platform nose	Jet/cruise missile	Overhead	Two football fields in front of the aerial platform nose	Jet/cruise missile	Directly at you	Slightly above the aerial platform nose	Helicopter/UAV Crossing		One-half football field in front of the aerial platform nose	Helicopter/UAV Directly at you		Slightly above the helicopter/UAV body	Helicopter/UAV Hovering		Slightly above the helicopter/UAV body		
Jet/cruise missile	Crossing	Two football fields in front of the aerial platform nose																		
Jet/cruise missile	Overhead	Two football fields in front of the aerial platform nose																		
Jet/cruise missile	Directly at you	Slightly above the aerial platform nose																		
Helicopter/UAV Crossing		One-half football field in front of the aerial platform nose																		
Helicopter/UAV Directly at you		Slightly above the helicopter/UAV body																		
Helicopter/UAV Hovering		Slightly above the helicopter/UAV body																		

TASK STEPS AND PERFORMANCE MEASURES	GO	NO-GO
f. Reported any casualties to higher HQ. g. Evaluated the situation and moved the element position as directed by the tactical situation or the TACSOP. * 4. The element leader or noncommissioned officers (NCOs) direct small arms air defense measures during the convoy movement. <ul style="list-style-type: none"> a. Alerted vehicle commanders of an impending attack. b. Dispersed vehicles alternately to the shoulders of the road or off the road if possible. Turned to covered and concealed positions, if the terrain permitted. c. Maintained vehicle intervals or increased the interval or dispersion by using evasive driving techniques. d. Ordered the element to dismount and take up firing positions. e. Prepared personnel to fire on the orders of the senior individual present or automatically returned fire (per engagement procedures) if an aircraft was attacking. f. Identified aerial platforms. g. Engaged the element in attacking aerial platforms with all available small arms, such as rifles and machine guns. h. Directed soldiers to reload weapons following the engagement. i. Reported the attack and submitted the PIR to higher HQ. j. Reported any casualties to higher HQ. 		

TASK PERFORMANCE/EVALUATION SUMMARY BLOCK							
ITERATION	1	2	3	4	5	M	TOTAL
TOTAL TASK STEPS EVALUATED							
TOTAL TASK STEPS "GO"							
TRAINING STATUS "GO"/"NO-GO"							

"*" indicates a leader task step.

SUPPORTING INDIVIDUAL TASKS: NONE

SUPPORTING COLLECTIVE TASKS: NONE

OPFOR TASKS AND STANDARDS: NONE

ELEMENTS: Section
 Headquarters Detachment
 Heavy Maintenance Section

TASK: Perform Risk Management Procedures (71-2-0326.05-T01A)
 (AR 385-10) (FM 3-0) (FM 7-0)

ITERATION: 1 2 3 4 5 M (Circle)

COMMANDER/LEADER ASSESSMENT: T P U (Circle)

CONDITIONS: The element is deployed, performing its combat mission. Some iterations of this task should be performed in MOPP4.

TASK STANDARDS: Leaders and soldiers are aware of potential safety problems when conducting the task. The element trains to standard and does not take shortcuts that endanger element members. All risks taken are necessary to accomplish the training objectives. Appropriate measures are taken to minimize risks. The time required to perform this task is increased when conducting it in mission-oriented protective posture (MOPP) 4.

TASK STEPS AND PERFORMANCE MEASURES	GO	NO-GO
<p>* 1. The commander identifies the risk or safety hazards.</p> <ul style="list-style-type: none"> a. Analyzed the operation plan (OPLAN), the fragmentary order (FRAGO), and the operation order (OPORD) for specified and implied missions (tasks). b. Integrated safety into every phase of the planning process. c. Assessed the risks before issuing a FRAGO when the mission or conditions changed. <p>* 2. Leaders evaluate the risk or safety hazards identified in the operation.</p> <ul style="list-style-type: none"> a. Compared the risk to the acceptable level of risk in the commander's intent, based on the stated training objective. b. Determined the likelihood of equipment and personnel losses from accidents. c. Described the operation in terms of high, medium, or low risk. d. Prepared courses of action (COAs) that minimized accidental losses. <p>* 3. The commander (or leaders) eliminates or reduces the risk or safety hazards.</p> <ul style="list-style-type: none"> a. Chose a COA that maximized the operation and minimized the risk. b. Developed procedures that reduced the risk or safety hazards. c. Prescribed the safety or protective equipment. d. Briefed the elements before all operations. <p>4. The element carries out safety procedures.</p> <ul style="list-style-type: none"> a. Received safety briefings before all operations. b. Practiced the safety procedures during all mission rehearsals. c. Made on-spot safety corrections. 		
<p>NOTES:</p> <p>1. Safety is a part of realism, and realism includes building safety into the training so that safe practices, which eliminate accidents, become second nature during war (refer to Field Manual [FM] 7-0).</p> <p>2. FM 3-0 emphasizes the need for boldness and that commanders must take "risks and tenaciously press soldiers and systems" as an imperative of the battle. However, such an imperative is founded on the premise that protecting the force to the maximum extent possible ensures winning the battle. Risk is an</p>		

TASK STEPS AND PERFORMANCE MEASURES	GO	NO-GO
expression of possible loss over a specific period of time or number of operational cycles as defined by the Center for Army Safety.		

TASK PERFORMANCE/EVALUATION SUMMARY BLOCK							
ITERATION	1	2	3	4	5	M	TOTAL
TOTAL TASK STEPS EVALUATED							
TOTAL TASK STEPS "GO"							
TRAINING STATUS "GO"/"NO-GO"							

"*" indicates a leader task step.

SUPPORTING INDIVIDUAL TASKS: NONE

SUPPORTING COLLECTIVE TASKS: NONE

OPFOR TASKS AND STANDARDS: NONE

ELEMENTS: Headquarters Detachment
Heavy Maintenance Section

TASK: Conduct Logistics Operations (05-1-1000)
(FM 10-27-4) (AR 220-15) (AR 710-2)
(DA PAM 710-2-1) (FM 101-5) (FM 10-23)

ITERATION: 1 2 3 4 5 M (Circle)

COMMANDER/LEADER ASSESSMENT: T P U (Circle)

CONDITIONS: The battalion has deployed to a field location. The Supply Officer (US Army) (S4) section is operational and has all required plans, standing operating procedures (SOPs), forms, manuals, and equipment. The digital units have performed functionality checks, and systems are operational. Some iterations of this task should be performed in MOPP4.

TASK STANDARDS: The S4 section provides logistical support for continuous operations without degrading the ability of the battalion to perform the mission due to inadequate logistics operations. The digital units send and receive orders and reports using frequency-modulated (FM) or digital means. The time required to perform this task is increased when conducting it in mission-oriented protective posture (MOPP) 4.

TASK STEPS AND PERFORMANCE MEASURES	GO	NO-GO
<p>1. The S4 section maintains the daily staff journal or duty officer's log according to Army regulations (ARs).</p> <ul style="list-style-type: none"> a. Opened and closed the journal daily according to the unit SOP. b. Made entries pertaining to significant events, information, messages, and documents. c. Reviewed the entries for correctness. <p>2. The S4 section is responsible for logistical support, using ARs, DA (Department of the Army) Pamphlets (Pams), and the section SOP as guidelines.</p> <p>NOTE: The digital units perform operations and send and receive requests using digital systems according to the unit tactical SOP (TACSOP).</p> <ul style="list-style-type: none"> a. Provided detailed information on supply matters. b. Supervised and monitored the requisition, receipt, storage, and distribution of supplies and equipment (except Class VIII items). c. Supervised and monitored property accounting procedures. d. Planned and supervised logistics execution and the service support portion of plans and orders. e. Supervised and monitored supply and maintenance records procedures. f. Prepared forecasts for Class III and Class V items and maintained data on their use. g. Coordinated with the Operations and Training Officer (US Army) (S3) for training of supply personnel. h. Maintained the battalion property book. i. Established material storage areas containing vehicle turnarounds. j. Camouflaged areas according to the tactical situation. <p>3. The S4 section is responsible for services, using field manuals as guidelines.</p> <ul style="list-style-type: none"> a. Maintained and monitored food service operations. b. Coordinated field-feeding operations. c. Prepared the battalion feeding plan. d. Inspected field-feeding operations for enforcement of sanitation regulations. 		

TASK STEPS AND PERFORMANCE MEASURES	GO	NO-GO
<p>4. The S4 section is responsible for other supply actions according to the standards listed below.</p> <ul style="list-style-type: none"> a. Made arrangements for the receipt, storage, and issue of organizational clothing and individual equipment. b. Coordinated and monitored unit laundry support services. c. Selected the general location of service support areas. d. Coordinated and monitored the use of clothing exchange and bath points. e. Maintained data on the number of personnel requiring services and the dates and times services were offered. f. Designated collection points for salvage turn-in. g. Controlled the disposition of salvage. h. Coordinated the transportation of deceased personnel. i. Ensured that all quartermaster items issued to the unit were on hand and serviceable. <p>* 5. The battalion maintenance officer (BMO) is responsible for maintenance through the S4 section.</p> <ul style="list-style-type: none"> a. Supervised the battalion maintenance program. b. Monitored maintenance operations and equipment status. c. Reviewed unit status reports and material condition reports. d. Performed spot-check inspections. e. Prepared the logistics portion of the unit status report. f. Reviewed and supervised the prescribed load list (PLL) for Class IX repair parts. g. Coordinated for the recovery and evacuation of unserviceable or nonrepairable battalion vehicles. h. Monitored the distribution and storage of repair parts and maintenance supplies. i. Established maintenance priorities and monitored the controlled exchange program. j. Estimated the maintenance impact of planned operations. k. Monitored the Army Oil Analysis Program (AOAP) and the calibration program. <p>6. The S4 section, with the assistance of the BMO, performs supply transactions.</p> <ul style="list-style-type: none"> a. Coordinated, controlled, and supervised the turn-in of supplies and equipment. <ul style="list-style-type: none"> (1) Inspected equipment for serviceability or repairs. (2) Ensured that all unit maintenance was performed. (3) Ensured that the required fluids were drained and equipment was cleaned consistent with the SOP for the supporting supply activity. (4) Ensured that all the required forms were prepared reflecting equipment turn-in. b. Coordinated, controlled, and supervised the issues of supplies and equipment. <ul style="list-style-type: none"> (1) Inspected equipment. (2) Conducted a complete inventory. (3) Serviced and tested equipment. (4) Prepared all the required forms reflecting issue and receipt of supplies and equipment. <p>7. The S4 section is responsible for transportation requirements.</p> <ul style="list-style-type: none"> a. Provided a movement officer for the battalion. b. Developed and maintained the unit movement plan and SOP for all modes of transportation based on the operation plan (OPLAN). 		

TASK STEPS AND PERFORMANCE MEASURES	GO	NO-GO
c. Ensured that movement plans included— (1) Vehicle preparation. (2) Load plans. (3) Personnel processing procedures. (4) Security procedures. (5) The duties and responsibilities of unit personnel. d. Updated the movement and load plans when changes to the modification table of organization and equipment (MTOE) were approved. e. Coordinated with the S3 to determine the priorities for movement. f. Reviewed and coordinated the movement and load plans of subordinate units. g. Determined transportation requirements for the move and submitted requests for external transportation. h. Obtained road clearance for movement.		

TASK PERFORMANCE/EVALUATION SUMMARY BLOCK							
ITERATION	1	2	3	4	5	M	TOTAL
TOTAL TASK STEPS EVALUATED							
TOTAL TASK STEPS "GO"							
TRAINING STATUS "GO"/"NO-GO"							

"*" indicates a leader task step.

SUPPORTING INDIVIDUAL TASKS: NONE

SUPPORTING COLLECTIVE TASKS: NONE

OPFOR TASKS AND STANDARDS: NONE

ELEMENT: Headquarters Detachment

TASK: Conduct Administrative Operations (05-2-1007)
 (FM 12-6) (DA FORM 1155) (DA FORM 1156)
 (DA FORM 2166-8) (DA FORM 2166-8-1) (DA FORM 67-9)
 (FM 21-10)

ITERATION: 1 2 3 4 5 M (Circle)

COMMANDER/LEADER ASSESSMENT: T P U (Circle)

CONDITIONS: The company is operating in a tactical environment with replacement personnel arriving. The company headquarters (HQ) has all assigned personnel; equipment; and required forms, manuals, and standing operating procedures (SOPs). Digital units have performed functionality checks, and systems are operational. Some iterations of this task should be performed in MOPP4.

TASK STANDARDS: The company integrates the replacement personnel. The company prepares and submits personnel reports and actions while sustaining operations and providing for the discipline, health, welfare, and morale of all assigned personnel. Digital units send and receive reports using frequency-modulated (FM) or digital means. The time required to perform this task is increased when conducting it in mission-oriented protective posture (MOPP) 4.

TASK STEPS AND PERFORMANCE MEASURES	GO	NO-GO
<ul style="list-style-type: none"> * 1. The company commander integrates replacement personnel and assigns them to subordinate elements within the company. <ul style="list-style-type: none"> a. Oriented replacement personnel before their assignment. <ul style="list-style-type: none"> (1) Identified the unit mission and the current situation. (2) Explained the chain-of-command procedures. (3) Explained the warning system, safety, and security procedures. b. Assigned replacement personnel on a priority basis. 2. Company personnel prepare the personnel daily summary (PDS). <ul style="list-style-type: none"> a. Consolidated the subordinate element data. b. Prepared the PDS. c. Submitted the PDS to the battalion personnel and administration center (PAC). 3. Company personnel process Department of the Army (DA) Forms 1155 and 1156. <ul style="list-style-type: none"> a. Posted and maintained the unit casualty record. b. Posted and maintained DA Form 1156. * 4. Company leaders in the chain of command review and verify the completed DA Forms 1155, and submit the reports to the battalion PAC. * 5. Company leaders initiate actions to request awards or promotions. * 6. Company leaders coordinate individual requests for administrative actions requiring approval from higher HQ. <ul style="list-style-type: none"> a. Adhered to the local battalion PAC policies. b. Relayed all duty statuses and other actions to the battalion PAC for processing. c. Coordinated all finance actions through the battalion PAC and the finance office. d. Approved or disapproved personal administrative actions (pass, leave, and emergency leave). 		

TASK STEPS AND PERFORMANCE MEASURES	GO	NO-GO
<ul style="list-style-type: none"> * 7. Company leaders initiate judicial and nonjudicial punishment actions. <ul style="list-style-type: none"> a. Drafted a summary of the incident or violation. b. Obtained and assembled investigation reports and witness statements. c. Reviewed the incident or violation to determine the best course of action (COA). d. Administered nonjudicial punishment. * 8. Company leaders monitor personal hygiene and field sanitation procedures. <ul style="list-style-type: none"> a. Ensured that the means were available for obtaining assistance (according to the SOP). b. Coordinated with higher HQ for morale and personnel support. * 9. The company commander initiates DA Form 67-9. *10. The platoon leader/sergeant initiates DA Forms 2166-8 and 2166-8-1. <ul style="list-style-type: none"> a. Drafted work sheets for the noncommissioned officer (NCO) checklist/record and the noncommissioned officer evaluation report (NCOER). b. Forwarded the draft work sheets to the battalion PAC. c. Maintained the appropriate privacy measures during all stages of the process. *11. Company leaders coordinate the medical and dental treatment of all assigned personnel (for nonbattle injuries). <ul style="list-style-type: none"> a. Ensured that the procedures for medical and dental assistance were coordinated with higher HQ. b. Adhered to the medical or dental evaluation of the medical or dental authority. *12. Company leaders coordinate for chaplain assistance. <ul style="list-style-type: none"> a. Coordinated the presentation of religious services. b. Advised personnel on how to obtain chaplain assistance. *13. Company leaders coordinate for Red Cross assistance. <ul style="list-style-type: none"> a. Advised personnel on how to obtain Red Cross assistance. b. Recommended personnel for Red Cross assistance. 		

TASK PERFORMANCE/EVALUATION SUMMARY BLOCK							
ITERATION	1	2	3	4	5	M	TOTAL
TOTAL TASK STEPS EVALUATED							
TOTAL TASK STEPS "GO"							
TRAINING STATUS "GO"/"NO-GO"							

"*" indicates a leader task step.

SUPPORTING INDIVIDUAL TASKS: NONE

SUPPORTING COLLECTIVE TASKS: NONE

OPFOR TASKS AND STANDARDS: NONE

ELEMENTS: Headquarters Detachment
Heavy Maintenance Section

TASK: Perform Battle-Damage Assessment and Repair (BDAR) (05-3-1041)
(FM 4-30.3) (TM 9-2350-276-BD)

ITERATION: 1 2 3 4 5 M (Circle)

COMMANDER/LEADER ASSESSMENT: T P U (Circle)

CONDITIONS: The equipment is in a tactical environment where standard maintenance procedures are impractical. The commander authorizes the use of BDAR procedures. Some iterations of this task should be performed in MOPP4.

TASK STANDARDS: The team or crew restores the equipment to minimum functional combat capability within the limitations imposed by time; damage; and available parts, tools, and materials. The time required to perform this task is increased when conducting it in mission-oriented protective posture (MOPP) 4.

TASK STEPS AND PERFORMANCE MEASURES	GO	NO-GO
<ol style="list-style-type: none"> 1. The element performs an initial damage assessment. <ol style="list-style-type: none"> a. Determined the extent of the damage and the effect on vehicle operations. <ol style="list-style-type: none"> (1) Examined the failure of the system. (2) Inspected the major systems that were visibly damaged, impaired, or inoperative. b. Rechecked the system by different element members, if time and conditions permitted. * 2. The element leader radios the higher element leader with an initial out-of-action report. <ol style="list-style-type: none"> a. Reported damage assessment. <ol style="list-style-type: none"> (1) Determined that the damage to the vehicle caused it to be out-of-action or impaired. (2) Specified the location of the vehicle. (3) Reported the firepower status, if applicable. (4) Reported the mobility status. (5) Reported the manning status. (6) Identified the current and anticipated enemy action. b. Used the nearest friendly radio to report, if the element radio was inoperable or if the vehicle was not equipped with communications equipment. 3. The element moves the vehicle. <ol style="list-style-type: none"> a. Moved the impaired vehicle to a concealed position. b. Used another vehicle to push or pull immobile vehicles to a concealed position. 4. The element conducts a safety check. <ol style="list-style-type: none"> a. Stationed one element member with a fire extinguisher outside the vehicle before the safety check. b. Checked for combustible fluid leaks. c. Checked the wiring for arcing to avoid igniting combustibles. 5. The element conducts functional or operational tests. <ol style="list-style-type: none"> a. Tested the systems to ensure that they were functional. 		

TASK STEPS AND PERFORMANCE MEASURES	GO	NO-GO
b. Reported damaged and inoperative systems. * 6. The element leader reports damage assessment to the element leader. a. Identified the known causes of the immobility of the vehicle. b. Specified what functions the element could restore and the estimated repair time. c. Reported the new location of the vehicle, if it had been moved. * 7. The element leader coordinates for repair. a. Radioed the rear-area maintenance element to report the needed repairs and the location of the damaged vehicle. b. Advised the MT of the needed repair parts or special tools. 8. The vehicle element conducts battle-damage repairs. a. Performed field-expedient repairs to restore vehicle mobility. b. Performed the repairs based on the available skills, materials, and tools.		

TASK PERFORMANCE/EVALUATION SUMMARY BLOCK							
ITERATION	1	2	3	4	5	M	TOTAL
TOTAL TASK STEPS EVALUATED							
TOTAL TASK STEPS "GO"							
TRAINING STATUS "GO"/"NO-GO"							

"*" indicates a leader task step.

SUPPORTING INDIVIDUAL TASKS: NONE

SUPPORTING COLLECTIVE TASKS: NONE

OPFOR TASKS AND STANDARDS: NONE

ELEMENTS: Headquarters Detachment
Heavy Maintenance Section

TASK: Perform Electrical Safety Systems Testing and Maintenance (05-3-5703)
 (FM 5-422) (FM 5-125) (FM 5-34)
 (TB 43-0142) (TM 43-0156) (TM 5-6115-456-15)
 (TM 5-6120-250-12) (TM 9-6115-604-12)

ITERATION: 1 2 3 4 5 (Circle)
COMMANDER/LEADER ASSESSMENT: T P U (Circle)

CONDITIONS: The element is conducting operations in a contemporary operational environment and receives a mission to conduct electrical safety systems maintenance and testing. Liaison operations have been performed. This task should not be trained in MOPP4.

TASK STANDARDS: The element leader determines the exact nature of the assignment. The element leader deploys to the site of the assignment with his assigned element and conducts the maintenance and testing within the time allotted in the order.

TASK STEPS AND PERFORMANCE MEASURES	GO	NO-GO
<ul style="list-style-type: none"> * 1. The element leader receives a warning order (WO) to conduct a mission. <ul style="list-style-type: none"> a. Determined the mission, enemy, terrain, troops, time available, and civilian considerations (METT-TC). b. Identified needed supplies and equipment. c. Determined special tasks. * 2. The element leader deploys to the site of the assignment. <ul style="list-style-type: none"> a. Performed a predeployment reconnaissance. b. Determined the requirement for prime-power assets. c. Verified the specifications of the assignment. <ul style="list-style-type: none"> (1) Verified the requestors identification (name, location, and contact information). (2) Determined if there was a potential hostile threat in the area. (3) Determined the exact nature of the technical assistance required. * 3. The element leader assesses the electrical safety system requirements and design support technical data available. <ul style="list-style-type: none"> a. Procured a map of the area. b. Procured a one-line diagram of the system. c. Procured any pertinent manufacturers literature pertaining to the system. * 4. The element leader determines the components of the electrical safety system and testing requirements for those components. <ul style="list-style-type: none"> a. Included the ground grid system. b. Included the lightning arrestors. c. Included the surge capacitors. d. Included the equipment grounding points. e. Included the neutral connections. * 5. The element leader prepares a bill of materials (BOM) for any supplies needed to complete the mission. 6. The element conducts testing and maintenance of the electrical safety system. <ul style="list-style-type: none"> a. Performed testing according to the— <ul style="list-style-type: none"> (1) American Society for Testing and Materials (ASTM). 		

TASK STEPS AND PERFORMANCE MEASURES	GO	NO-GO
(2) Institute of Electrical and Electronic Engineering (IEEE). (3) American Society of Mechanical Engineers (ASME). (4) National Electrical Testing Association (NETA). b. Performed maintenance, as required, based on the test results. * 7. The element leader prepares an after-action report. * 8. The element leader reports completion to higher headquarters for further action according to the unit standing operating procedure (SOP).		

TASK PERFORMANCE/EVALUATION SUMMARY BLOCK							
ITERATION	1	2	3	4	5		TOTAL
TOTAL TASK STEPS EVALUATED							
TOTAL TASK STEPS "GO"							
TRAINING STATUS "GO"/"NO-GO"							

"*" indicates a leader task step.

SUPPORTING INDIVIDUAL TASKS: NONE

SUPPORTING COLLECTIVE TASKS

Task Number	Task Title
05-2-1218	Conduct Report Procedures

OPFOR TASKS AND STANDARDS: NONE

ELEMENT: Heavy Maintenance Section

TASK: Perform Nonorganic Power Generation System Maintenance Operations (05-3-5707)
 (FM 5-422) (DA FORM 2407)

ITERATION: 1 2 3 4 5 (Circle)

COMMANDER/LEADER ASSESSMENT: T P U (Circle)

CONDITIONS: The element conducts the maintenance program and performs organizational maintenance on a nonorganic generation system. The element must maintain the power plant and auxiliary support systems equipment in a safe, serviceable, and operational condition. This task should not be trained in MOPP4.

TASK STANDARDS: The element performs organizational maintenance on the nonorganic generation system and auxiliary support system equipment. The equipment is maintained to the appropriate level of maintenance and is brought up to an operational level according to the regulations, higher headquarters (HQ) directives, item specific technical manuals (TMs), and approved maintenance procedures.

TASK STEPS AND PERFORMANCE MEASURES	GO	NO-GO
<p>* 1. The element leader receives a mission to perform maintenance on nonorganic equipment.</p> <ul style="list-style-type: none"> a. Determined the equipment type. b. Notified the element in the form of a warning order (WO). c. Planned for the mission. <ul style="list-style-type: none"> (1) Determined the bill of materials (BOM) needed to complete the mission. (2) Coordinated for transportation requirements and shipment of the BOM. <p>* 2. The element leader briefs maintenance personnel.</p> <ul style="list-style-type: none"> a. Defined the duties and responsibilities of maintenance personnel. b. Defined the procedures for conducting maintenance operations. <p>NOTE: Procedures for conducting maintenance operations include the following: performing preventative and predictive maintenance, maintaining preventative and predictive maintenance records, and documenting and controlling organizational maintenance shop work projects.</p> <p>3. The maintenance crew performs maintenance on the equipment and systems of the power plant.</p> <ul style="list-style-type: none"> a. Requested and applied safe clearances. b. Requested and applied cautions. c. Troubleshoot equipment and systems. d. Performed scheduled preventative and predictive maintenance on mechanical subsystems. e. Performed repairs on equipment breakdowns. f. Released and removed safe clearances. g. Released and removed cautions. h. Accounted for repair parts and materials used. <p>4. The element complies with standing operating procedures (SOPs) for the nonorganic generation system maintenance program.</p> <ul style="list-style-type: none"> a. Ensured that hearing conservation and protection procedures were followed. b. Ensured that general housekeeping and safety procedures were followed. c. Enforced safe clearance and caution procedures. 		

TASK STEPS AND PERFORMANCE MEASURES	GO	NO-GO
<p>* 5. The element leader enforces safety regulations and SOPs.</p> <p style="margin-left: 20px;">a. Enforced fire prevention and protection procedures for the shop.</p> <p>NOTE: This includes appointing an organizational shop fire marshal.</p> <p style="margin-left: 20px;">b. Performed unscheduled safety inspections.</p> <p style="margin-left: 20px;">c. Conducted daily safety briefings.</p> <p style="margin-left: 20px;">d. Enforced individual work practices, safety procedures, and rules.</p> <p>6. The element tests generation and distribution equipment.</p> <p style="margin-left: 20px;">a. Conducted tests following the procedures and standards for nonorganic maintenance of power plant equipment and systems.</p> <p style="margin-left: 20px;">b. Tested power plants, distribution system equipment, and other systems based on standards from the—</p> <p style="margin-left: 40px;">(1) American Society of Testing Methods (ASTM).</p> <p style="margin-left: 40px;">(2) Institute of Electrical and Electronic Engineers (IEEE).</p> <p style="margin-left: 40px;">(3) American Society of Mechanical Engineers (ASME).</p> <p style="margin-left: 40px;">(4) National Electrical Testing Association (NETA).</p> <p>* 7. The element leader coordinates external (intermediate) maintenance support requirements.</p> <p style="margin-left: 20px;">a. Ensured that Department of the Army (DA) forms 2404 and 2407 were prepared.</p> <p style="margin-left: 20px;">b. Ensured that the maintenance request register was posted.</p> <p>* 8. The element leader oversees operation of the maintenance crew.</p> <p style="margin-left: 20px;">a. Ensured that maintenance projects were documented and records were maintained.</p> <p style="margin-left: 20px;">b. Ensured that equipment maintenance and historical records were maintained.</p> <p style="margin-left: 20px;">c. Ensured that maintenance was completed according to the approved maintenance procedures.</p> <p>* 9. The element leader submits reports as required by unit SOP.</p>		

TASK PERFORMANCE/EVALUATION SUMMARY BLOCK							
ITERATION	1	2	3	4	5		TOTAL
TOTAL TASK STEPS EVALUATED							
TOTAL TASK STEPS "GO"							
TRAINING STATUS "GO"/"NO-GO"							

"*" indicates a leader task step.

SUPPORTING INDIVIDUAL TASKS: NONE

SUPPORTING COLLECTIVE TASKS

Task Number	Task Title
05-2-1218	Conduct Report Procedures

ARTEP 5-616-34-MTP

OPFOR TASKS AND STANDARDS: NONE

ELEMENT: Heavy Maintenance Section

TASK: Conduct Electrical-Power Generation Equipment Intermediate Maintenance Operations (05-3-5732)

(FM 4-30.3)
(FM 5-422)

(DA FORM 2407)

(DA FORM 2407-1)

ITERATION: 1 2 3 4 5 (Circle)

COMMANDER/LEADER ASSESSMENT: T P U (Circle)

CONDITIONS: The element is conducting operations in a contemporary operating environment. The element is performing intermediate maintenance operations and repair work on power plant equipment, as necessary, to maintain equipment to an operational condition. This task should not be trained in MOPP4.

TASK STANDARDS: The element implements the intermediate maintenance program and repairs power plant and auxiliary support equipment according to regulations, higher headquarters (HQ) directives, item specific training manuals (TMs), and approved procedures for power plant equipment repair.

TASK STEPS AND PERFORMANCE MEASURES	GO	NO-GO
<p>* 1. The element leader verifies the threat situation in the area.</p> <ul style="list-style-type: none"> a. Ensured that individual arms were available for the power plant repair element, as dictated by the threat in the area. b. Ensured that threat response procedures were available. <p>* 2. The element leader develops, defines, and provides parameters covered by the unit standing operating procedure (SOP) for the power plant intermediate maintenance.</p> <ul style="list-style-type: none"> a. Defined the repairs for personnel duties and responsibilities. b. Defined the procedures for conducting repair shop operations. c. Defined the procedures for the inventory and control of repair shop tools, sets, kits, outfits, and individually assigned tool kits. d. Enforced the procedures for repair shop occupational health and safety. e. Defined fire prevention and protection procedures for the repair shop. f. Defined the procedures for procuring and maintaining the repair shop technical reference library. <p>NOTE: The element leader is responsible for maintaining the reference library. He ensures that TMs for equipment and systems are available and up to date.</p> <ul style="list-style-type: none"> g. Defined the requirements and procedures for performing maintenance liaison visits. h. Defined the procedures for coordinating and obtaining external repair support. i. Defined the procedures for procuring and maintaining repair shop Class II, III, and IX supplies and materials. j. Defined the procedures for controlling power plant equipment cannibalization. <p>* 3. The element leader oversees repair shop supply operations.</p> <ul style="list-style-type: none"> a. Inspected the authorized stock list (ASL) and inventory. <ul style="list-style-type: none"> (1) Checked and validated authorized items that were demand-supported (except where exception applies). (2) Checked the record of demand for proper information and upkeep. (3) Checked and validated reorder points. 		

TASK STEPS AND PERFORMANCE MEASURES	GO	NO-GO
<p>(4) Checked the inventory to ensure that the stock was replaced. (5) Checked the inventory for proper storage and serviceability.</p> <p>b. Inspected the bench stock list (BSL) and inventory. (1) Ensured that the BSL was approved by the appropriate maintenance officer. (2) Checked the stock on hand for consistency with the types and quantities of the items approved. (3) Checked the inventory for proper storage and serviceability.</p> <p>c. Ensured that repair parts and demand-supported shop stock, that was used for repair projects, was transferred to demand data records.</p> <p>* 4. The element leader manages the repair facilities. a. Prepared the floor plan and divided the space into subshops. b. Designated storage space for repair parts. c. Designated tool room space for common tools. d. Designated storage areas for flammable and hazardous products. e. Designated storage space for individually assigned tools.</p> <p>* 5. The element leader oversees repair shop operations. a. Ensured that the equipment density list was maintained for the repair shops.</p> <p>NOTE: The equipment density list provides a list of all the supported unit equipment.</p> <p>b. Ensured that work was requested using a valid request. c. Ensured that maintenance requests in the repair shop were logged properly. d. Ensured that equipment was inprocessed and inspected. (1) Performed initial technical inspections to determine the cause of the breakdown and the extent of the repair. (2) Determined the shortfall in the supported unit organizational maintenance program and recommended improvements and/or corrective actions. (3) Determined the required repair parts. (4) Determined repair cost information.</p> <p>e. Ensured that the repair cost was within repair expenditure limitations. f. Ensured that a work-in-progress inspection was performed. g. Ensured that a final inspection was performed. h. Ensured that the repair work was accomplished according to the maintenance priority code assigned to the work request. i. Ensured that production control tools were posted and updated. (1) Maintained the work order visual display tags on the production control board consistent with the status of work in the repair shop, such as waiting inspection, waiting parts, in the shop, complete). (2) Maintained the work order data folders. j. Supervised the closeout of completed work requests and the notification of the customer. k. Maintained continuous safety applications.</p> <p>6. The mechanical subshop workforce repairs the power plant mechanical equipment and systems. a. Requested and applied all necessary cautions and clearances. b. Ensured that repair and testing were performed according to equipment TMs and/or approved procedures. c. Validated initial technical inspection findings. d. Performed technical inspections on work in progress.</p>		

TASK STEPS AND PERFORMANCE MEASURES	GO	NO-GO
<p>e. Performed continuous safety inspections. f. Maintained a record of repair parts and demand-supported shop stock used. g. Performed technical inspections on work completed. h. Released and removed safe clearances.</p> <p>7. The electrical subshop workforce repairs the power plant electrical equipment and systems. a. Requested and applied a safe clearance. b. Requested and applied caution. c. Ensured that repair and testing were performed according to equipment TMs and/or approved procedures. d. Validated initial technical inspection findings. e. Performed technical inspection on work in progress. f. Performed continuous safety inspections. g. Ensured that maintenance personnel maintained a record of the repair parts and demand-supported shop stock that was used. h. Released and removed safe cautions and clearance.</p> <p>8. The instrumental subshop workforce repairs the power plant instrumental equipment and systems. a. Requested and applied safe cautions and clearances. b. Requested and applied caution. c. Ensured that repairs and testing were performed according to equipment TMs and/or approved procedures. d. Validated initial technical inspection findings. e. Performed technical inspections on work in progress. f. Performed continuous safety inspections. g. Ensured that maintenance personnel maintained a record of repair parts and demand-supported shop stock that was used on DA Form 2407 or 2407-1). h. Performed technical inspections on work completed. i. Released and removed cautions and safe clearances.</p> <p>* 9. The element leader performs maintenance support liaison visits. a. Resolved maintenance support problems that existed between the intermediate support activity and the supported unit. b. Conducted courtesy inspections upon request by the supported unit. c. Conducted scheduled maintenance technical inspections. d. Conducted maintenance training, as necessary, to update and maintain the supported unit organizational maintenance skills and knowledge.</p>		

TASK PERFORMANCE/EVALUATION SUMMARY BLOCK							
ITERATION	1	2	3	4	5		TOTAL
TOTAL TASK STEPS EVALUATED							
TOTAL TASK STEPS "GO"							
TRAINING STATUS "GO"/"NO-GO"							

"*" indicates a leader task step.

ARTEP 5-616-34-MTP

SUPPORTING INDIVIDUAL TASKS: NONE

SUPPORTING COLLECTIVE TASKS: NONE

OPFOR TASKS AND STANDARDS: NONE

ELEMENTS: Headquarters Detachment
Heavy Maintenance Section

TASK: Treat Casualties (for Units Without Medical Treatment Personnel) (08-2-0003.05-T01A)
(FM 4-25.11) (FM 8-285)

ITERATION: 1 2 3 4 5 M (Circle)

COMMANDER/LEADER ASSESSMENT: T P U (Circle)

CONDITIONS: The unit has sustained casualties. The unit has no organic medical treatment personnel. Threat force contact has been broken. Soldiers have been wounded and may have chemical contamination or nonbattle injuries. Some unit members have been assigned the additional duty of combat lifesaver. Unit personnel are performing first aid (self-aid/buddy aid), and combat lifesavers are providing enhanced first aid until medical treatment personnel arrive. This task is performed simultaneously with other reorganization tasks. The higher headquarters (HQ) tactical standing operating procedure (TACSOP) and operation order (OPORD) are available. Simplified collective-protection equipment (SCPE) is on hand and/or field expedient and natural shelters are available.

NOTE: This task should not be trained in mission-oriented protection posture (MOPP) 4 except when treating nuclear, biological, and chemical (NBC) casualties. Some iterations of this task should be performed in MOPP4.

TASK STANDARDS: Unit personnel provide first aid for casualties according to Field Manual (FM) 21-11, FM 8-285, and combat lifesaver certification standards. At MOPP4, performance degradation factors increase the time required to provide treatment and limit the type of treatment provided. The time required to perform this task is increased when conducting it in mission-oriented protective posture (MOPP) 4.

TASK STEPS AND PERFORMANCE MEASURES	GO	NO-GO
<p>* 1. The commander and leaders supervise the first aid of casualties.</p> <ul style="list-style-type: none"> a. Developed a treatment plan. b. Monitored the treatment for compliance with FM 21-11 and ensured that all casualties were treated. c. Directed the employment of combat lifesavers to treat casualties. d. Monitored battlefield stress reduction and prevention procedures. <p>NOTE: See Task 08-2-R303.05-T01A for detailed procedures.</p> <ul style="list-style-type: none"> e. Reported casualties, as required. f. Coordinated replenishment of Class VIII supplies with the higher HQ logistic element according to the TACSOP. g. Directed distribution of Class VIII supplies and equipment according to the TACSOP. h. Enforced quality control (QC) procedures for Class VIII items issued to unit elements. <p>2. Unit personnel survey casualties.</p> <ul style="list-style-type: none"> a. Checked for responsiveness. b. Checked for breathing. c. Checked for bleeding. d. Checked for shock. e. Checked for fractures, to include cervical-spine and back fractures. f. Checked for burns. g. Checked for head injuries. <p>3. Unit personnel administer lifesaving first aid.</p> <ul style="list-style-type: none"> a. Cleared all objects from the throat of the casualty. 		

TASK STEPS AND PERFORMANCE MEASURES	GO	NO-GO
<ul style="list-style-type: none"> b. Used the jaw thrust method to open the airway, if a cervical-spine injury was suspected. c. Performed mouth-to-mouth resuscitation according to cardiovascular pulmonary resuscitation (CPR) procedures to restore the casualty's breathing. <p>4. Unit personnel control a hemorrhage.</p> <ul style="list-style-type: none"> a. Applied dressings and bandages. b. Applied manual-direct pressure to the wound. c. Elevated extremities. d. Applied a pressure dressing to the wound. e. Applied a tourniquet as a last resort. <p>5. Unit personnel dress wounds.</p> <ul style="list-style-type: none"> a. Applied occlusive dressings to open chest wounds, if possible. b. Applied dressings to open abdominal wounds. c. Applied dressings to open head wounds. <p>6. Unit personnel splint suspected fractures.</p> <ul style="list-style-type: none"> a. Used available materials to splint injuries. b. Splinted fractures in the position found. c. Restricted the movement of extremities. d. Checked circulation for impairment. <p>7. Unit personnel provide first aid to casualties with burns.</p> <ul style="list-style-type: none"> a. Extinguished thermal-burn agents. b. Removed chemical-burn agents. c. Eliminated electrical-burn sources. d. Uncovered the burn unless it was stuck to clothing or a chemical environment existed. e. Applied a field dressing, if appropriate. <p>8. Unit personnel provide first aid for environmental injuries.</p> <ul style="list-style-type: none"> a. Administered first aid for heat injuries. b. Administered first aid for cold-weather injuries. <p>9. Unit personnel provide first aid for chemical casualties.</p> <ul style="list-style-type: none"> a. Took immediate protective steps according to FM 8-285 to protect self and warn others. b. Protected casualties from further contamination. c. Administered nerve-agent antidotes according to FM 8-285. d. Administered convulsant antidote for nerve agents (CANAs), if required. e. Decontaminated casualties according to FM 8-285, if necessary. <p>10. Unit personnel prevent shock.</p> <ul style="list-style-type: none"> a. Positioned casualties in the correct antishock position according to FM 21-11. b. Loosened clothing and equipment. c. Prevented casualties from chilling or overheating. d. Calmed casualties by reassuring them. <p>11. Unit combat lifesavers perform enhanced first aid.</p> <ul style="list-style-type: none"> a. Evaluated casualties for their condition and the type of treatment needed. b. Measured casualties' vital signs. c. Inserted an oropharyngeal airway in unconscious casualties. d. Applied splints to fractured limbs. e. Administered first aid to chemical-agent casualties. 		

TASK STEPS AND PERFORMANCE MEASURES	GO	NO-GO
f. Initiated intravenous infusions for hypovolemic shock. g. Identified environmental injuries. h. Treated environmental injuries. i. Managed battle fatigue (BF) casualties.		

TASK PERFORMANCE/EVALUATION SUMMARY BLOCK							
ITERATION	1	2	3	4	5	M	TOTAL
TOTAL TASK STEPS EVALUATED							
TOTAL TASK STEPS "GO"							
TRAINING STATUS "GO"/"NO-GO"							

"*" indicates a leader task step.

SUPPORTING INDIVIDUAL TASKS: NONE

SUPPORTING COLLECTIVE TASKS

Task Number	Task Title
08-2-R303.05-T01A	Conduct Battlefield Stress Reduction and Stress Prevention Procedures

OPFOR TASKS AND STANDARDS: NONE

ELEMENTS: Headquarters Detachment
Heavy Maintenance Section

TASK: Transport Casualties (for Units Without Medical Treatment Personnel) (08-2-C316.05-T01A)
(FM 8-10-6) (AR 200-1) (AR 385-10)
(FM 12-6) (FM 3-21.38)

ITERATION: 1 2 3 4 5 M (Circle)

COMMANDER/LEADER ASSESSMENT: T P U (Circle)

CONDITIONS: Unit personnel are wounded and some may be chemically contaminated. The unit has no organic medical-treatment personnel. Threat force contact has been broken. Unit defenses have been reorganized. Casualties are transported from defensive positions to designated casualty collection points. All methods of transport are employed. Some wounded enemy prisoner of war (EPW) casualties may require transport. This task is performed simultaneously with other reorganization tasks. The tactical standing operating procedure (TACSOP) and higher headquarters (HQ) operation order (OPORD) are available. Simplified collective-protection equipment (SCPE) is on hand and/or field-expedient and natural shelters are available. Some iterations of this task should be performed in MOPP4.

TASK STANDARDS: Casualties are transported as soon as the tactical situation permits according to the TACSOP, the OPORD, the provisions of the Geneva Convention, and Field Manual (FM) 8-10-6. The time required to perform this task is increased when conducting it in mission-oriented protective posture (MOPP) 4.

TASK STEPS AND PERFORMANCE MEASURES	GO	NO-GO
<p>* 1. The commander and leaders supervise the transport of casualties.</p> <ul style="list-style-type: none"> a. Monitored casualty transport operations for compliance with FM 8-10-6 and the TACSOP. b. Identified casualty collection points. c. Identified transport requirements. d. Supervised the preparation of casualties for transport. e. Coordinated the transport of casualties from the unit area with the higher HQ personnel element according to FM 8-10-6 and the TACSOP. f. Coordinated security requirements for the pickup site with subelements and the higher HQ operations element. g. Disseminated transport information to unit personnel. h. Forwarded the casualty feeder report and witness statements to the higher HQ personnel element according to FM 12-6 and the TACSOP. <p>2. Element personnel prepare casualties for transport.</p> <ul style="list-style-type: none"> a. Provided first aid treatment to casualties. <p>NOTE: See Task 08-2-0003.05-T01A for detailed treatment procedures.</p> <ul style="list-style-type: none"> b. Reported casualties. c. Collected classified documents, such as signal operation instructions (SOI), standing signal instructions (SSI), maps, overlays, and key lists. d. Secured the custody of organizational equipment according to the TACSOP. e. Forwarded casualty feeder reports to the unit HQ according to the TACSOP. <p>3. Element personnel transport casualties to casualty collection points using manual carries.</p> <ul style="list-style-type: none"> a. Selected the type of manual carry appropriate to the situation and the injury. 		

TASK STEPS AND PERFORMANCE MEASURES	GO	NO-GO
<p>b. Transported the casualty without causing further injury according to FM 8-10-6.</p> <p>4. Unit personnel transport casualties to casualty collection points using litter carries.</p> <ol style="list-style-type: none"> a. Identified the litter teams. b. Constructed an improvised litter from available material, as required. c. Secured the casualty on the litter. d. Transported the casualty without causing further injury according to FM 8-10-6. <p>5. Element personnel transport casualties to a medical-treatment facility (MTF) using available vehicles.</p> <ol style="list-style-type: none"> a. Loaded the maximum number of casualties according to FM 8-10-6. b. Secured casualties in the vehicle. c. Transported casualties without causing further injury according to FM 8-10-6. <p>* 6. The commander and leaders request an aeromedical evacuation.</p> <ol style="list-style-type: none"> a. Transmitted the request according to FM 8-10-6, the OPORD, and the TACSOP. b. Selected the landing site (which provides sufficient space for helicopter hover, landing, and take-off) according to FMs 8-10-6 and 3-21.38. c. Supervised the removal of all dangerous objects likely to be blown about before aircraft arrival. d. Supervised the security of the landing site according to the TACSOP. e. Ensured that the landing zone (LZ) was appropriately marked (light sets, smoke, and so forth) according to the TACSOP, if required. <p>7. Element personnel assist in loading the ambulance.</p> <ol style="list-style-type: none"> a. Employed the proper carrying and loading techniques according to FM 8-10-6. b. Loaded casualties in the sequence directed by the crew. c. Loaded casualties without causing unnecessary discomfort. d. Employed safety procedures according to Army Regulation (AR) 385-10, FM 8-10-6, and the TACSOP. e. Employed environmental-protection procedures according to AR 200-1 and the TACSOP. <p>8. Element personnel transport chemically contaminated casualties.</p> <ol style="list-style-type: none"> a. Assumed MOPP4. b. Marked contaminated casualties according to the TACSOP. c. Notified the supporting MTF that contaminated casualties were en route to their location. d. Transported casualties directly to a designated decontamination and treatment station. e. Protected casualties from further contamination during transport. <p>9. Unit personnel transport EPW casualties.</p> <ol style="list-style-type: none"> a. Maintained security of EPW casualties according to the TACSOP. b. Searched EPW casualties for weapons and ordnance before transport. c. Transported EPW casualties according to the provisions of the Geneva Convention and the TACSOP. 		

TASK PERFORMANCE/EVALUATION SUMMARY BLOCK							
ITERATION	1	2	3	4	5	M	TOTAL
TOTAL TASK STEPS EVALUATED							
TOTAL TASK STEPS "GO"							
TRAINING STATUS "GO"/"NO-GO"							

"*" indicates a leader task step.

SUPPORTING INDIVIDUAL TASKS: NONE

SUPPORTING COLLECTIVE TASKS: NONE

OPFOR TASKS AND STANDARDS: NONE

ELEMENT: Headquarters Detachment

TASK: Conduct Battlefield Stress Reduction and Stress Prevention Procedures (08-2-R303.05-T01A)
(FM 8-51) (FM 22-51)

ITERATION: 1 2 3 4 5 M (Circle)

COMMANDER/LEADER ASSESSMENT: T P U (Circle)

CONDITIONS: Combat health support (CHS) operations have commenced. Element personnel are deployed in support of higher headquarters (HQ) operations. The sleep plan and the tactical standing operating procedure (TACSOP) to manage battle fatigue (BF) soldiers have been developed. Personnel have been cross-trained on critical tasks. Operations are continuous over a prolonged period, causing stressful situations for personnel. The commander has directed that procedures for managing battlefield stress be implemented. Simplified collective-protective equipment (SCPE) is on hand or field-expedient and natural shelters are available.

NOTE: Due to the technical knowledge and skills required to perform some military occupational specialty (MOS) specific tasks, caution must be exercised when cross-training personnel. For instance, nonmedical personnel cannot be cross-trained to perform MOS specific medical tasks. Some iterations of this task should be performed in MOPP4.

TASK STANDARDS: The element applies techniques that counter battlefield stress. At mission-oriented protective posture (MOPP) 4, performance degradation factors increase the need for stress prevention implementation. The time required to perform this task is increased when conducting it in MOPP4.

TASK STEPS AND PERFORMANCE MEASURES	GO	NO-GO
<ul style="list-style-type: none"> * 1. The commander and leaders perform stress prevention actions. <ul style="list-style-type: none"> a. Issued warning orders, operation orders (OPORDs), and fragmentary orders (FRAGOs) to the lowest possible level. b. Provided soldiers with an accurate assessment of the friendly and enemy situation. c. Briefed the leaders' intention to all unit personnel. d. Spoke positively concerning the unit missions, purpose, and abilities. e. Encouraged a positive attitude throughout the unit. f. Instituted an information dissemination plan designed to quell and prevent rumors. g. Informed personnel of the availability of religious support. * 2. The commander and leaders implement the sleep plan. <ul style="list-style-type: none"> a. Provided a safe and secure area away from vehicles and other high-noise activities. b. Adjusted the sleep plan as dictated by the tactical situation. c. Enforced the sleep plan according to the TACSOP. * 3. Leaders implement task rotation or restructuring procedures. <ul style="list-style-type: none"> a. Alternated cross-trained unit personnel on critical tasks, as required. b. Rotated unit personnel between demanding and nondemanding tasks. c. Assigned two soldiers to function independently on tasks requiring a high degree of accuracy. d. Adjusted task rotation policies and procedures to the tactical situation. * 4. Leaders implement stress coping and management techniques. <ul style="list-style-type: none"> a. Integrated new unit members into the unit immediately. b. Assisted soldiers in resolving home front problems. 		

TASK STEPS AND PERFORMANCE MEASURES	GO	NO-GO
<ul style="list-style-type: none"> c. Implemented a buddy system to observe signs of stress or BF among soldiers and leaders. d. Provided instruction on relaxation techniques to all personnel before deployment. e. Conducted after-action debriefings. f. Scheduled a critical-event debriefing after any traumatic event according to Field Manual (FM) 22-51. g. Conducted unit award, decoration, recognition, and memorial ceremonies. <p>* 5. The commander and leaders implement stress control techniques.</p> <ul style="list-style-type: none"> a. Implemented a plan to deal with mild, seriously stressed, or BF cases. b. Assigned soldiers showing signs of severe stress or BF to simple tasks. c. Directed personnel to be supportive of stressed or BF soldiers. d. Referred soldiers showing signs of serious stress or BF to the supporting medical-treatment facility (MTF) for evaluation. e. Reintegrated return-to-duty (RTD) soldiers into their specific element. <p>6. Element personnel employ stress prevention measures.</p> <ul style="list-style-type: none"> a. Maintained a positive attitude concerning the unit mission, purpose, and abilities. b. Complied with the commander's sleep plan. c. Identified other soldiers with signs of stress or BF. d. Provided immediate buddy aid support. e. Reported signs of stress or BF in other soldiers to their immediate supervisor. f. Accepted new unit members immediately. g. Practiced relaxation techniques at appropriate times and places. h. Participated in buddy systems and after-action debriefings. 		

TASK PERFORMANCE/EVALUATION SUMMARY BLOCK							
ITERATION	1	2	3	4	5	M	TOTAL
TOTAL TASK STEPS EVALUATED							
TOTAL TASK STEPS "GO"							
TRAINING STATUS "GO"/"NO-GO"							

"*" indicates a leader task step.

SUPPORTING INDIVIDUAL TASKS: NONE

SUPPORTING COLLECTIVE TASKS

Task Number	Task Title
05-2-7008	Prepare an Operation Order (OPORD) (Company/Platoon)

OPFOR TASKS AND STANDARDS: NONE

ELEMENT: Headquarters Detachment

TASK: Perform Field Sanitation Functions (08-2-R315.05-T01A)
 (FM 21-10) (AR 200-1) (AR 385-10)
 (AR 40-5) (FM 4-25.12)

ITERATION: 1 2 3 4 5 M (Circle)

COMMANDER/LEADER ASSESSMENT: T P U (Circle)

CONDITIONS: Health hazards exist that require field sanitation measures. The element is in the field without permanent sanitation or water facilities. The commander has selected and trained the unit field sanitation team (FST). The combat health support (CHS) plan, the tactical standing operating procedure (TACSOP), and the higher headquarters (HQ) operation order (OPORD) are available. All required sanitation equipment is available. Field sanitation measures are continuous and are performed simultaneously with other operational tasks. Simplified collective-protection equipment (SCPE) is on hand and field-expedient and natural shelters are available. Some iterations of this task should be performed in MOPP4.

TASK STANDARDS: The FST performs field sanitation measures according to the TACSOP, Field Manuals (FMs) 21-10 and 4-25.12, and the commander's guidance. At mission-oriented protective posture (MOPP) 4, only minimum-essential field sanitation activities are performed. The time required to perform this task is increased when conducting it in MOPP4.

TASK STEPS AND PERFORMANCE MEASURES	GO	NO-GO
<p>* 1. The commander directs field sanitation measures.</p> <ul style="list-style-type: none"> a. Directed field sanitation activities to counter a medical threat. b. Monitored field sanitation activities for compliance with FMs 21-10 and 4-25.12 and the TACSOP. c. Enforced individual field sanitation measures. d. Requested assistance from the supporting preventive medicine (PVNTMED) element for sanitation problems that were beyond the expertise of the unit FST according to the TACSOP and the OPORD. e. Corrected field sanitation deficiencies. f. Reported field sanitation deficiencies that could not be corrected by unit personnel to the FST. g. Enforced safety procedures according to Army Regulation (AR) 385-10 and the TACSOP. h. Enforced environmental-protection procedures according to AR 200-1 and the TACSOP. <p>2. The FST supervises the unit field sanitation measures.</p> <ul style="list-style-type: none"> a. Maintained the field sanitation basic load according to AR 40-5 and FM 4-25.12. b. Supervised the distribution of field sanitation basic-load items according to AR 40-5 and FM 4-25.12. c. Tested the unit water supply for the required chlorine residual level according to FM 4-25.12 and the TACSOP. d. Inspected water containers and trailers according to FM 4-25.12 and the TACSOP. e. Monitored personnel to ensure that they used personal protective measures (skin, clothing, and bed net repellent) against arthropods and rodents according to applicable directives and the commander's guidance. f. Conducted rodent surveys, as required. 		

TASK STEPS AND PERFORMANCE MEASURES	GO	NO-GO
<p>g. Monitored personnel for the employment of correct hygiene measures.</p> <p>h. Monitored waste facilities and procedures for compliance with AR 40-5, FM 4-25.12, and the TACSOP, as required.</p> <p>i. Inspected latrines and urinals according to FM 4-25.12 and the TACSOP.</p> <p>j. Inspected liquid and solid waste-disposal facilities to ensure their compliance with AR 40-5, FM 4-25.12, and the TACSOP.</p> <p>k. Inspected hand-washing devices according to FM 4-25.12 and the TACSOP.</p> <p>l. Inspected the transport, storage, preparation, and service of food for compliance with FM 4-25.12 and the TACSOP.</p> <p>m. Provided advice, recommendations, and training requirements to the commander.</p> <p>n. Enforced safety procedures according to AR 385-10 and the TACSOP.</p> <p>o. Enforced environmental-protection procedures according to AR 200-1 and the TACSOP.</p> <p>3. Unit personnel employ field sanitation measures.</p> <p>a. Maintained the prescribed load of water purification materials according to AR 40-5, FM 21-10, and the TACSOP.</p> <p>b. Prepared nonpotable water for personal use according to FM 21-10 and the TACSOP.</p> <p>c. Consumed only water designated as potable.</p> <p>d. Maintained latrines and hand-washing facilities according to FM 21-10 and the TACSOP.</p> <p>e. Employed preventive measures against cold and heat injuries.</p> <p>f. Employed personal-hygiene measures.</p> <p>g. Employed preventive measures against arthropod and rodent infestation, to include using skin, clothing, and bed net repellent.</p> <p>h. Reported field sanitation deficiencies to the FST.</p> <p>i. Employed safety procedures according to AR 385-10 and the TACSOP.</p> <p>j. Employed environmental-protection procedures according to AR 200-1 and the TACSOP.</p>		

TASK PERFORMANCE/EVALUATION SUMMARY BLOCK							
ITERATION	1	2	3	4	5	M	TOTAL
TOTAL TASK STEPS EVALUATED							
TOTAL TASK STEPS "GO"							
TRAINING STATUS "GO"/"NO-GO"							

"*" indicates a leader task step.

SUPPORTING INDIVIDUAL TASKS: NONE

SUPPORTING COLLECTIVE TASKS: NONE

OPFOR TASKS AND STANDARDS: NONE

ELEMENTS: Headquarters Detachment
Heavy Maintenance Section

TASK: Perform Unit Graves Registration (GRREG) Operations (10-2-0318.05-T01A)
(FM 10-64) (FM 3-4) (FM 3-5)

ITERATION: 1 2 3 4 5 M (Circle)

COMMANDER/LEADER ASSESSMENT: T P U (Circle)

CONDITIONS: The element has sustained fatalities. The tactical situation permits GRREG operations to be performed. Some remains may be contaminated. The tactical standing operating procedure (TACSOP) is available. There are no GRREG personnel available; nonmortuary affairs personnel perform the task. The theater commander has authorized emergency burials.

NOTE: Only those tasks deemed mission-essential by the commander are performed in mission-oriented protective posture (MOPP) 4. Some iterations of this task should be performed in MOPP4.

TASK STANDARDS: The element either recovers the killed in action (KIA) and evacuates them to a designated mortuary-affair collection point or performs an emergency burial. Personal possessions are not lost. Locations of the emergency graves are recorded and reported to higher headquarters (HQ). These activities are curtailed in MOPP4. The time required to perform this task is increased when conducting it in MOPP4.

TASK STEPS AND PERFORMANCE MEASURES	GO	NO-GO
<ul style="list-style-type: none"> * 1. The element commander designates a search-and-recovery team. <ul style="list-style-type: none"> a. Selected a team leader. b. Issued guidance. * 2. The search-and-recovery team leader prepares for the search. <ul style="list-style-type: none"> a. Performed a map or aerial reconnaissance of the search area. b. Identified additional support requirements. c. Requested additional support requirements from higher HQ. d. Identified the search pattern to be used. e. Coordinated nuclear, biological, and chemical (NBC) and explosive ordnance disposal (EOD) assistance with higher HQ. f. Coordinated area security with higher HQ. * 3. The search-and-recovery team leader supervises the search-and-recovery and the evacuation operations. <ul style="list-style-type: none"> a. Briefed the search-and-recovery team on operational procedures. b. Issued personal effects bags, human remains pouches (if available), and NBC agent tags. c. Assigned the search area. d. Monitored the search-and-recovery team operations for compliance with the TACSOP and the commander's guidance. e. Coordinated evacuation operations with higher HQ. f. Forwarded the situation report (SITREP) to higher HQ according to the TACSOP. 4. The search-and-recovery team conducts the search. <ul style="list-style-type: none"> a. Checked the area immediately for mines or booby traps. b. Searched the assigned areas for remains and personal effects. c. Marked the terrain location of the remains with pegs. d. Collected all disassociated personal effects. 		

TASK STEPS AND PERFORMANCE MEASURES	GO	NO-GO
<p>e. Recorded the 8-digit grid coordinates of the recovery site.</p> <p>5. The search-and-recovery team recovers remains.</p> <ul style="list-style-type: none"> a. Established tentative identification. b. Attached the NBC tag or a tag marked with a large C to the contaminated and contagious remains. c. Attached personal effects to the remains. d. Shrouded the remains with available materials. e. Prepared a sketch of the recovery site. f. Prepared a map overlay of the recovery site. <p>6. The search-and-recovery team evacuates remains.</p> <ul style="list-style-type: none"> a. Verified that personal effects were attached to the remains. b. Loaded the remains in ground transportation, feet first and in aircraft, headfirst. c. Transported the remains in a covered vehicle or aircraft to a designated mortuary-affair collection point. <p>* 7. The search-and-recovery team leader supervises emergency burials.</p> <ul style="list-style-type: none"> a. Identified the specific burial site. b. Supervised the marking of the grave site. c. Supervised the burying of all recovered remains and their personal effects. <p>8. The search-and-recovery team performs emergency burials.</p> <ul style="list-style-type: none"> a. Prepared the grave site. b. Placed the remains in the grave. c. Marked all grave sites. d. Buried the United States, allied, and enemy forces remains with their personal effects in separate grave sites. 		

TASK PERFORMANCE/EVALUATION SUMMARY BLOCK							
ITERATION	1	2	3	4	5	M	TOTAL
TOTAL TASK STEPS EVALUATED							
TOTAL TASK STEPS "GO"							
TRAINING STATUS "GO"/"NO-GO"							

"*" indicates a leader task step.

SUPPORTING INDIVIDUAL TASKS: NONE

SUPPORTING COLLECTIVE TASKS: NONE

OPFOR TASKS AND STANDARDS: NONE

ELEMENT: Headquarters Detachment

TASK: Provide Company Supply Support (10-2-0320.05-T01A)
 (DA PAM 710-2-1) (AR 710-2) (FM 3-4)
 (FM 3-5)

ITERATION: 1 2 3 4 5 M (Circle)
COMMANDER/LEADER ASSESSMENT: T P U (Circle)

CONDITIONS: The element headquarters (HQ) is receiving requests for supplies from subordinate elements. The equipment and supplies are arriving through supply channels, but additional supplies may be required. Extra small arms and ammunition are stored in the supply area. The unit tactical standing operating procedure (TACSOP) and the battalion operation order (OPORD) are available. The supply area has been established and supply support is a continuous task that is performed simultaneously with other support and operational tasks. Digital units have performed functionality checks, and systems are operational. Some iterations of this task should be performed in MOPP4.

TASK STANDARDS: The equipment and supplies are distributed without interfering with mission requirements as established by the TACSOP and the OPORD. At mission-oriented protective posture (MOPP) 4, unit supply support is reduced to the minimum-essential actions. Digital units send and receive reports using frequency-modulated (FM) or digital means according to unit TACSOP. The time required to perform this task is increased when conducting it in MOPP4.

TASK STEPS AND PERFORMANCE MEASURES	GO	NO-GO
<ul style="list-style-type: none"> * 1. The element commander directs unit supply operations. <ul style="list-style-type: none"> a. Inspected the supply records and status to ensure compliance with supply regulations, directives, and the TACSOP. b. Directed inventories of supplies and equipment to calculate assets on hand. c. Inspected unit equipment, weapons, and ammunition storage areas for compliance with supply regulations, directives, and the TACSOP. d. Directed the issue of supplies and equipment according to battalion guidance and the TACSOP or both sustainment controls. * 2. The supply sergeant supervises unit supply operations. <ul style="list-style-type: none"> a. Inspected the supply status to determine total assets. b. Conducted inventories to calculate assets on hand. c. Developed the supply storage plans. d. Monitored supply transactions to ensure compliance with established supply procedures. e. Supervised the control of weapons and ammunition. f. Prepared input to the materiel condition status reports (MCSR). 3. Supply personnel request additional supplies. <ul style="list-style-type: none"> a. Coordinated requirements with the elements. b. Calculated resupply requirements. c. Recorded requests on the appropriate document register. d. Forwarded resupply requests to the Supply Officer (US Army) (S4). 4. Supply personnel receive supplies. <ul style="list-style-type: none"> a. Inspected incoming supplies for quantity and condition. b. Recorded receipt of supplies on the appropriate document register. c. Stored supplies according to storage plans. d. Notified the requesting element of the availability of supplies for issue. 		

TASK STEPS AND PERFORMANCE MEASURES	GO	NO-GO
5. Supply personnel issue supplies. <ul style="list-style-type: none"> a. Processed supply requests according to the appropriate regulations, directives, and the TACSOP. b. Prepared transaction documents according to the appropriate regulations, directives, and the TACSOP. c. Issued supplies as prescribed in the commander's guidance. d. Maintained the prescribed copies of the transactions according to the appropriate regulations and directives. 6. Supply personnel maintain small arms and ammunition. <ul style="list-style-type: none"> a. Controlled stored weapons and ammunition according to the appropriate regulations and command policies. b. Requested ammunition resupply from the S4. c. Performed unit-level maintenance on small arms. d. Forwarded weapons beyond organizational-repair capabilities to the support maintenance elements. 		

TASK PERFORMANCE/EVALUATION SUMMARY BLOCK							
ITERATION	1	2	3	4	5	M	TOTAL
TOTAL TASK STEPS EVALUATED							
TOTAL TASK STEPS "GO"							
TRAINING STATUS "GO"/"NO-GO"							

"*" indicates a leader task step.

SUPPORTING INDIVIDUAL TASKS: NONE

SUPPORTING COLLECTIVE TASKS: NONE

OPFOR TASKS AND STANDARDS: NONE

ELEMENTS: Headquarters Detachment
Heavy Maintenance Section

TASK: Handle Enemy Prisoners of War (EPWs) (19-3-3106.05-T01A)
(FM 3-19.40) (AR 190-8) (DD FORM 2745)

ITERATION: 1 2 3 4 5 M (Circle)

COMMANDER/LEADER ASSESSMENT: T P U (Circle)

CONDITIONS: The enemy soldiers surrendered or were captured. Some iterations of this task should be performed in MOPP4.

TASK STANDARDS: The capturing element takes charge of and evacuates the EPWs according to the unit standing operating procedure (SOP) and the search, silence, segregate, speed, safeguard, and tag (5 Ss and T) method. The time required to perform this task is increased when conducting it in mission-oriented protective posture (MOPP) 4.

TASK STEPS AND PERFORMANCE MEASURES	GO	NO-GO
<ol style="list-style-type: none"> 1. The element searches the EPWs. <ol style="list-style-type: none"> a. Removed weapons and documents that had intelligence value. b. Returned the personal items of no military intelligence value, such as protective clothing and equipment. c. Furnished receipts to the prisoners for their personal property that was taken. 2. The element segregates the EPWs. <ol style="list-style-type: none"> a. Segregated the EPWs by rank, sex, desertion status, civilian status, nationality, and ideology. b. Turned the wounded EPWs over to the medical personnel for evacuation through the medical channels. 3. The element silences the EPWs. <ol style="list-style-type: none"> a. Prevented the EPW leaders from giving orders. b. Prevented the EPWs from planning an escape. c. Did not talk in front of the EPWs except to issue orders and maintain discipline. 4. The element safeguards the EPWs. <ol style="list-style-type: none"> a. Removed the EPWs from the dangers of the battlefield. b. Did not allow anyone to abuse the EPWs. c. Treated the EPWs humanely. 5. The element tags the EPWs with a Department of Defense (DD) Form 2745. <ol style="list-style-type: none"> a. Annotated the date and time of the capture, the capturing unit, the grid coordinates of the capture, and the circumstances of the capture. b. Attached Part A to the EPWs. c. Retained Part B for the unit records. d. Attached Part C to the property. 6. The element speeds the EPWs to the rear. <ol style="list-style-type: none"> a. Notified higher headquarters (HQ) that the company had EPWs. b. Removed the EPWs rearward to the nearest military police (MP) collecting point. c. Exploited the intelligence information. 		

TASK PERFORMANCE/EVALUATION SUMMARY BLOCK							
ITERATION	1	2	3	4	5	M	TOTAL
TOTAL TASK STEPS EVALUATED							
TOTAL TASK STEPS "GO"							
TRAINING STATUS "GO"/"NO-GO"							

"*" indicates a leader task step.

SUPPORTING INDIVIDUAL TASKS: NONE

SUPPORTING COLLECTIVE TASKS

Task Number	Task Title
05-2-1218	Conduct Report Procedures

OPFOR TASKS AND STANDARDS: NONE

ELEMENTS: Headquarters Detachment
Heavy Maintenance Section

TASK: Conduct Unit Level Maintenance Operations (43-2-0001.05-T01A)
(FM 4-30.3) (AR 220-1) (AR 385-40)
(AR 700-138) (AR 750-1) (DA PAM 738-750)
(FM 9-43-2)

ITERATION: 1 2 3 4 5 M (Circle)
COMMANDER/LEADER ASSESSMENT: T P U (Circle)

CONDITIONS: The element maintenance personnel receive requests to repair inoperative organic equipment. The element maintenance area is established. The required tools, equipment, and personnel are available. Operators are performing preventive-maintenance checks and services (PMCS) on the equipment. Recovery operations with injured operators on board may be required. The element tactical standing operating procedure (TACSOP) is available. Element maintenance is a continuous task and is performed simultaneously with other internal support and operational tasks. Digital elements have performed functionality checks, and systems are operational. Some iterations of this task should be performed in MOPP4.

TASK STANDARDS: The element vehicles and equipment are maintained according to the appropriate technical manuals (TMs) and the commander's guidance. Digital elements send and receive reports using frequency-modulated (FM) or digital means. The time required to perform this task is increased when conducting it in mission-oriented protective posture (MOPP) 4.

TASK STEPS AND PERFORMANCE MEASURES	GO	NO-GO
<ul style="list-style-type: none"> * 1. The element commander directs the element maintenance program. <ul style="list-style-type: none"> a. Supervised the implementation of the unit maintenance program to ensure compliance with the commander's guidance and the TACSOP. b. Identified the company operational levels by reviewing the vehicle and equipment status reports. c. Approved the use of controlled exchanges when the required repair parts were not available. d. Approved repairs using the battle damage assessment and repair (BDAR) procedures when the established repair procedures could not be used. e. Checked the materiel condition status report (MCSR) for accuracy and completeness. f. Identified current or anticipated maintenance problems to minimize their impact on element readiness. g. Coordinated the resolution of maintenance problems with the battalion maintenance officer (BMO). h. Forwarded the MCSR to the BMO. i. Conducted periodic inspections of personnel and equipment to ensure that the safety program was enforced. * 2. Section leaders supervise operator maintenance. <ul style="list-style-type: none"> a. Monitored PMCS performance for compliance with the appropriate TMs and the commander's guidance. b. Inspected personnel and equipment to ensure compliance with the safety program. c. Coordinated maintenance assistance with the motor sergeant. d. Monitored the supply of the repair parts for platoon equipment to ensure that the repair parts were on order. e. Requested approval for the BDAR through the motor sergeant. 		

TASK STEPS AND PERFORMANCE MEASURES	GO	NO-GO
<p>f. Maintained the maintenance status of vehicles, weapons, and equipment. g. Provided input for the MCSR to the commander.</p> <p>3. Company personnel perform operator maintenance.</p> <ol style="list-style-type: none"> a. Performed PMCS according to the appropriate TMs. b. Notified the supervisor of any maintenance problems beyond the operator's capability. c. Requested approval for the BDAR through the platoon leader when the established repair procedures could not be used. d. Performed the BDAR according to the appropriate BDAR manual. e. Assisted the unit maintenance personnel with the repairs and services. <p>* 4. The motor sergeant supervises the unit maintenance personnel.</p> <ol style="list-style-type: none"> a. Organized the element maintenance personnel to perform element maintenance activities. b. Supervised The Army Maintenance Management System (TAMMS) and the prescribed load list (PLL) procedures for completeness and accuracy. c. Supervised the repair and the inspection procedures to ensure that they were done safely and according to the appropriate references. d. Requested approval for the BDAR from the commander when the established repair procedures could not be used. e. Supervised the BDAR procedures to ensure that they were done according to the appropriate BDAR manuals. f. Requested approval for controlled exchanges from the commander when the required repair parts were not available. g. Supervised the use of controlled exchanges for compliance with the commander's guidance. h. Notified the platoon or section leaders upon completion of the repairs. i. Supervised the recovery operations to ensure that the correct recovery and safety procedures were used. j. Supervised the Army Oil Analysis Program (AOAP) procedures to ensure that the testing of oil samples was done at the required intervals. k. Coordinated the maintenance status with the platoon leader. l. Provided the unit maintenance status to the commander. <p>5. Unit maintenance personnel repair organic equipment.</p> <ol style="list-style-type: none"> a. Diagnosed faults on the inoperative equipment. b. Requested the required repair parts from the PLL clerk. c. Repaired the equipment according to applicable TMs. d. Requested approval for the BDAR through the motor sergeant when the established repair parts were not available. e. Performed the BDAR according to the appropriate BDAR manual. f. Requested approval for controlled exchanges through the motor sergeant when the required repair parts were not available. g. Performed controlled exchanges. h. Performed a final inspection to ensure quality control of repairs. i. Employed safety procedures to minimize accidents. <p>6. Unit maintenance personnel conduct transactions with support maintenance.</p> <ol style="list-style-type: none"> a. Identified the category of the repair as direct support or higher. b. Corrected unit level deficiencies. c. Prepared the required documentation for submission to support maintenance. d. Evacuated the equipment to support maintenance. e. Verified the completion of repairs. f. Picked up the equipment upon the completion of repairs. 		

TASK STEPS AND PERFORMANCE MEASURES	GO	NO-GO
<p>7. Unit maintenance personnel perform administrative-support functions.</p> <ul style="list-style-type: none"> a. Maintained the PLL. b. Requested repair parts for element equipment. c. Turned in unserviceable, repairable items. d. Maintained technical publications on all organic equipment. <p>8. Unit maintenance personnel recover disabled vehicles.</p> <ul style="list-style-type: none"> a. Verified the location of the disabled vehicle. b. Identified the best route to the vehicle, given the tactical situation. c. Coordinated indirect-fire support along the route with the Intelligence Officer (US Army) (S2) and the Operations and Training Officer (US Army) (S3). d. Maintained security while en route to the recovery site. e. Established local security at the recovery site. f. Removed casualties from vehicles. g. Treated casualties. h. Requested medical assistance, if required. i. Evacuated casualties, if required. j. Performed a battle damage assessment to determine if repairs were required. k. Performed repairs and the BDAR on site, if possible. l. Recovered nonrepairable equipment back to the unit maintenance area according to the established recovery procedures. m. Requested the disposition of unrecoverable equipment from the commander. n. Conducted salvage operations to remove all usable equipment. o. Prepared vehicles for destruction according to the TACSOP. 		

TASK PERFORMANCE/EVALUATION SUMMARY BLOCK							
ITERATION	1	2	3	4	5	M	TOTAL
TOTAL TASK STEPS EVALUATED							
TOTAL TASK STEPS "GO"							
TRAINING STATUS "GO"/"NO-GO"							

"*" indicates a leader task step.

SUPPORTING INDIVIDUAL TASKS: NONE

SUPPORTING COLLECTIVE TASKS: NONE

OPFOR TASKS AND STANDARDS: NONE

ELEMENT: Headquarters Detachment

TASK: Report Engineer Information (05-1-0026)
 (FM 5-100) (FM 5-170) (FM 5-34)

ITERATION: 1 2 3 4 5 M (Circle)

COMMANDER/LEADER ASSESSMENT: T P U (Circle)

CONDITIONS: The engineer element is providing support to a maneuver task force (TF) in a contemporary operating environment. The battalion tactical operations center (TOC) is operational and in a secure area. The TOC is transferring engineer information to other elements (higher headquarters [HQ] and adjacent and subordinate units). Some iterations of this task should be performed in MOPP4.

TASK STANDARDS: Higher HQ and adjacent and subordinate elements have continuous, accurate, and timely engineer information that will have an impact on their operations. The digital elements are sending and receiving reports using frequency-modulated (FM) or digital means. All reports sent via digital means must also be followed up with the appropriate Department of the Army (DA) forms according to the element tactical standing operating procedure (TACSOP) and standardization agreement (STANAG). The time required to perform this task is increased when conducting it in mission-oriented protective posture (MOPP) 4.

TASK STEPS AND PERFORMANCE MEASURES	GO	NO-GO
<p>1. The battalion TOC Intelligence Officer (US Army) (S2) or Operations and Training Officer (US Army) (S3) receives engineer information.</p> <p>NOTE: The digital elements maintain a message log using the Army Battle Command System (ABCS) that is available according to the elements TACSOP.</p> <ul style="list-style-type: none"> a. Logged information in a message log. b. Requested clarification of information received from the submitting element. c. Maintained a file copy of all hard copy reports. <p>2. The S2 or S3 analyzes the information received and disseminates it to the appropriate action element within the battalion TOC.</p> <ul style="list-style-type: none"> a. Disseminated personnel and administration information to the Adjutant (US Army) (S1). b. Disseminated intelligence and weather information to the S2. c. Disseminated operations and maneuver information to the S3. d. Disseminated logistics and maintenance information to the Supply Officer (US Army) (S4). e. Disseminated command-related information (guidance, tactical decisions, and critical resources) to the commanding officer (CO) or executive officer (XO) of the command group. f. Disseminated information to the action elements using the reporting procedures on the Maneuver Control System (MCS) according to the battalion standing operating procedure (SOP). g. Disseminated information copies to the other elements, as required. <p>3. The action element(s) analyzes information.</p> <ul style="list-style-type: none"> a. Determined the content validity and filtered out noncritical information. b. Determined the importance of the information to the operation. c. Determined the required actions, coordination, and reports. <p>4. The action element(s) acts on the information.</p> <ul style="list-style-type: none"> a. Conducted required coordination with engineer and maneuver elements. 		

TASK STEPS AND PERFORMANCE MEASURES	GO	NO-GO
b. Updated digital overlays, records, status boards, and logs on the Force XXI Battle Command Brigade and Below (FBCB2) System and the MCS. c. Determined the course of action (COA). d. Selected the COA. e. Obtained guidance or concurrence on the selected COA from relevant elements and the command group, when needed. f. Implemented the COA. g. Prepared the required reports according to the battalion SOP. h. Provided the S2 or S3 with an action summary and all the appropriate reports according to the battalion SOP. 5. The S2 or S3 prepares and submits reports and engineer information. a. Prepared the reports for transmission to subordinate elements and the battalion staff. Transmitted and submitted the reports according to the battalion SOP using the MCS. b. Prepared, transmitted, and submitted reports to higher HQ, the supported maneuver command, and the adjacent elements according to the higher HQ SOP using the MCS. c. Updated digital overlays, records, status boards, and logs on the MCS, as required. d. Submitted reports to the appropriate elements and HQ using the MCS. e. Logged the transmission and submission of the report. f. Updated the command group using the fastest means of communications, the MCS or mobile subscriber radiotelephone terminal (MSRT), as required.		

TASK PERFORMANCE/EVALUATION SUMMARY BLOCK							
ITERATION	1	2	3	4	5	M	TOTAL
TOTAL TASK STEPS EVALUATED							
TOTAL TASK STEPS "GO"							
TRAINING STATUS "GO"/"NO-GO"							

"*" indicates a leader task step.

SUPPORTING INDIVIDUAL TASKS

Task Number	Task Title
052-195-4065	Conduct Engineer Tactical Planning

SUPPORTING COLLECTIVE TASKS

Task Number	Task Title
05-1-0026	Report Engineer Information
05-2-1218	Conduct Report Procedures

OPFOR TASKS AND STANDARDS: NONE

ELEMENT: Headquarters Detachment

TASK: Plan/Control Augmentation Support (05-1-0721)
(FM 5-100)

ITERATION: 1 2 3 4 5 M (Circle)

COMMANDER/LEADER ASSESSMENT: T P U (Circle)

CONDITIONS: The element has been tasked with a mission that requires additional resources and augmentation support. Augmentation support is available. Digital elements have performed functionality checks, and systems are operational. Some iterations of this task should be performed in MOPP4.

TASK STANDARDS: The battalion staff determines the augmentation support necessary to accomplish the mission and submits a request and then begins the coordination for logistical support that provides for unhindered mission execution by the attached element. Digital elements perform collaborative planning; send requests, reports, and orders; and perform Digital Topographic Support System (DTSS) functions, using frequency-modulated (FM) or digital means. The time required to perform this task is increased when conducting it in mission-oriented protective posture (MOPP) 4.

TASK STEPS AND PERFORMANCE MEASURES	GO	NO-GO
<p>NOTE: Digital elements perform collaborative planning, make requests, and send or receive reports using digital systems.</p> <ol style="list-style-type: none"> 1. The battalion staff performs mission analysis and determines resource requirements and availability during the estimate process. <ol style="list-style-type: none"> a. Determined resources required in time to accomplish the mission. b. Determined the availability of organic resources. c. Included requirements for rations, maintenance, fuel, and lubricants to support augmentation element(s), to include shortfalls, such as equipment maintenance. 2. The Operations and Training Officer (US Army) (S3) submits a request for augmentation support. <ol style="list-style-type: none"> a. Requested augmentation support from higher headquarters (HQ) if not supporting a maneuver element. b. Requested augmentation support from higher HQ and the maneuver commander when supporting a maneuver unit. c. Submitted the request immediately after the estimate process was complete. d. Included the following information in the request: <ol style="list-style-type: none"> (1) Type of relationship (command or support). (2) Amount and type of personnel and equipment needed. (3) Length of time needed to accomplish the mission. (4) Mission of the battalion. (5) Mission of the augmentation support element. 3. The battalion staff modifies the estimate process based on the actual augmentation support received. <ol style="list-style-type: none"> a. Prioritized the effort for the supporting element. b. Effected the coordination for logistical support based on the command or support relationship, such as food, fuel, and maintenance. 4. The S3 coordinates the liaison of the augmentation element with the engineer company(s). 		

TASK STEPS AND PERFORMANCE MEASURES	GO	NO-GO
a. Determined the time, place, and attendance requirements for issuing the battalion operation order (OPORD) if not already issued. b. Determined the time and place for the liaison between the augmentation element and the engineer company. 5. The battalion staff monitors the attached elements. a. Received personnel strength, maintenance status, mission status, and updates as required. b. Shifted assets as necessary. c. Inspected the quality of workmanship. d. Visited the element to maintain high morale. 6. The augmented unit staff terminates augmentation support. a. Accounted for equipment and personnel. b. Reported mission accomplishment to higher and receiving HQ. Note: Reports are sent via FM or digital means according to the standing operating procedure (SOP) of the element.		

TASK PERFORMANCE/EVALUATION SUMMARY BLOCK							
ITERATION	1	2	3	4	5	M	TOTAL
TOTAL TASK STEPS EVALUATED							
TOTAL TASK STEPS "GO"							
TRAINING STATUS "GO"/"NO-GO"							

"*" indicates a leader task step.

SUPPORTING INDIVIDUAL TASKS: NONE

SUPPORTING COLLECTIVE TASKS

Task Number	Task Title
05-1-0008	Prepare an Operation Order (OPORD)

OPFOR TASKS AND STANDARDS: NONE

ELEMENTS: Headquarters Detachment
Heavy Maintenance Section

TASK: Prepare an Operation Order (OPORD) (Company/Platoon) (05-2-7008)
(FM 5-71-2) (FM 5-34)

ITERATION: 1 2 3 4 5 M (Circle)

COMMANDER/LEADER ASSESSMENT: T P U (Circle)

CONDITIONS: The company is performing tactical operations in a contemporary operating environment. The company receives a new mission that requires the preparation of an OPORD. Digital units have performed functionality checks, and systems are operational. The unit is linked to the task force (TF) tactical operations center (TOC). Some iterations of this task should be performed in MOPP4.

TASK STANDARDS: The OPORD follows the intent of the commander, is understandable, and contains all of the information necessary to accomplish the mission. Digital units send and receive orders and reports using frequency-modulated (FM) or digital means. The time required to perform this task is increased when conducting it in mission-oriented protective posture (MOPP) 4.

TASK STEPS AND PERFORMANCE MEASURES	GO	NO-GO
<p>* 1. The element leader writes an OPORD following the five-paragraph format. NOTE: Digital units write and disseminate the OPORD using the Army Battle Command System (ABCS), perform collaborative planning, and submit orders/requests and reports according to the unit tactical standing operating procedure (TACSOP).</p> <ul style="list-style-type: none"> a. Ensured that the situation paragraph contained information about the enemy forces, friendly forces, attachments, and detachments. b. Stated the mission clearly. Included who, what, when, where, and why. c. Ensured that the execution paragraph included the intent of the commander, the subordinate unit instructions, and coordinating instructions. <p>NOTE: Address any environmental considerations in the coordinating instructions. Include specific measures to minimize environmental damage.</p> <ul style="list-style-type: none"> d. Ensured that the service support paragraph contained combat service support (CSS) and unit support instructions. If the paragraph was too long, used an annex. Otherwise, used the following paragraph sample format: <ul style="list-style-type: none"> (1) Material and services. (2) Medical. (3) Personnel. (4) Civil military. (5) As necessary. e. Ensured that the command and signal paragraphs specified the command post (CP) locations for supporting the units and gave the instructions for coordinating and establishing communications by different means (digital and FM). <p>* 2. The element leader ensures that the necessary information is included and briefed to the subordinate elements.</p> <p>* 3. The element leader ensures that the order is disseminated or briefed in time to satisfy the one-third/two-third rule (allowing subordinates two-thirds of the available time).</p>		

TASK PERFORMANCE/EVALUATION SUMMARY BLOCK							
ITERATION	1	2	3	4	5	M	TOTAL
TOTAL TASK STEPS EVALUATED							
TOTAL TASK STEPS "GO"							
TRAINING STATUS "GO"/"NO-GO"							

"*" indicates a leader task step.

SUPPORTING INDIVIDUAL TASKS: NONE

SUPPORTING COLLECTIVE TASKS

Task Number	Task Title
05-1-1389	Identify Geospatial Support Requirements
05-1-1391	Request a Standard Geospatial Product
05-1-1393	Request Nonstandard Geospatial Products
05-2-1380	Identify Terrain Information Requirements
05-4-1372	Disseminate Terrain Information Product
05-4-1376	Perform a Geospatial Collection Effort
05-6-0088	Coordinate Geospatial Operations

OPFOR TASKS AND STANDARDS: NONE

ELEMENTS: Headquarters Detachment
Heavy Maintenance Section

TASK: Conduct Troop-Leading Procedures (05-3-1018)
(FM 5-10) (FM 101-5) (FM 3-90.1)
(FM 5-422) (FM 5-71-2) (FM 7-7)

ITERATION: 1 2 3 4 5 M (Circle)

COMMANDER/LEADER ASSESSMENT: T P U (Circle)

CONDITIONS: In a contemporary operating environment, the element receives a mission from a warning order (WO), a fragmentary order (FRAGO), or an operation order (OPORD) to perform operations. Digital units have performed functionality checks, and systems are operational. Some iterations of this task should be performed in MOPP4.

TASK STANDARDS: The unit leader gives a WO, conducts a leader's reconnaissance, issues an OPORD, and supervises the preparation for the assigned mission within the allotted time. Digital units have the ability to perform a map reconnaissance using the Digital Topographic Support System (DTSS). The Army Battle Command System (ABCS) can be used to submit reports and orders to update the common operational picture (COP) and the situational awareness (SA). The time required to perform this task is increased when conducting it in mission-oriented protective posture (MOPP) 4.

TASK STEPS AND PERFORMANCE MEASURES	GO	NO-GO
<p>* 1. The element leader receives the mission in a WO, a FRAGO, or an OPORD from its higher headquarters (HQ). He determines the mission, enemy, terrain, troops, time available, and civilian considerations (METT-TC); the needed supplies and equipment; and special tasks to assign.</p> <p>NOTE: Digital units send and receive orders using the ABCS or FM means according to the unit standing operating procedure (SOP).</p> <p>* 2. The element leader issues a WO to subordinate leaders.</p> <ol style="list-style-type: none"> Stated the mission (nature of the operation). Identified the task organization. Stated the time of the operation. Provided any special instructions, such as drills to be rehearsed, precombat checks (PCCs), and precombat inspections (PCIs). Stated the element timeline. <p>* 3. The element leader develops a tentative plan while the element prepares for the mission.</p> <ol style="list-style-type: none"> Developed the plan based on METT-TC factors. Planned the available time using the reverse-planning process. Used no more than one-third of the available time, leaving the remainder for subordinate element preparation. Ensured that subordinate leaders began the PCCs and reconfigured the equipment based on the mission, to include checking rations, water, weapons, ammunition, individual uniforms and equipment, mission-essential equipment, and the individual soldier's knowledge of the mission. <p>4. The element continues assembly area activities and security.</p> <ol style="list-style-type: none"> Maintained equipment and weapons. Performed personal hygiene. Resupplied equipment and materiel, to include small arms ammunition, demolitions, mines, and refueling of vehicles. 		

TASK STEPS AND PERFORMANCE MEASURES	GO	NO-GO
<p>d. Rehearsed battle and crew drills. e. Performed weapon test firing. f. Ate. g. Rested. h. Maintained security.</p> <p>* 5. The element leader initiates movement before completing the plan. NOTE: Subordinate leaders move the element in the absence of the element leader. This task step may be omitted, occur in a different sequence, or be done concurrently with another task step.</p> <p>* 6. The element leader performs a reconnaissance. NOTE: Digital units request intelligence information by requesting All-Source Analysis System (ASAS) information and DTSS products from higher HQ.</p> <p>a. Performed a map reconnaissance, as a minimum, along with subordinate leaders when practical. b. Performed a ground reconnaissance (usually as part of a larger force). (1) Included as many subordinate leaders as practical. (2) Identified the critical areas of the mission. (3) Moved as far forward as the time and situation permitted.</p> <p>* 7. The element leader completes the plan. a. Made changes to the tentative plan based on the map or ground reconnaissance. b. Made changes to the tentative plan based on available equipment, personnel, and material. c. Made changes to the tentative plan based on the intelligence gained by reconnaissance assets.</p> <p>* 8. The element leader verbally issues the completed order, in a FRAGO or OPORD format, to subordinate and attached leaders. The order contained the following information and could be given to the entire element at the same time.</p> <p>a. SITUATION. (1) Enemy forces. (2) Friendly forces. (3) Attachments and detachments.</p> <p>b. MISSION.</p> <p>c. EXECUTION. (1) Concept of the operation. (a) Scheme of maneuver. (b) Fires. (c) Reconnaissance and surveillance. (d) Intelligence. (e) Engineer support. (f) Air defense. (g) Information operations. (2) Subunit tasks. (3) Coordinating instructions. At a minimum, the element leader must address the— (a) Time or condition when the plan or order becomes effective. (b) Commander's critical-information requirements (CCIR). (c) Risk reduction control measures.</p> <p>NOTE: The element leader determines the risk reduction control measures by using the five steps of the risk management process, referring to Field Manual (FM) 101-5 for additional information.</p> <p>(d) Rules of engagement.</p>		

TASK STEPS AND PERFORMANCE MEASURES	GO	NO-GO
<p>(e) Environmental considerations. (f) Force protection.</p> <p>d. SERVICE SUPPORT.</p> <p>(1) Support concept. (2) Materials and services. (3) Medical evacuation and hospitalization. (4) Personnel. (5) Civil military.</p> <p>e. COMMAND AND SIGNAL.</p> <p>(1) Command.</p> <p>(a) The location of the element leadership, support element leadership, and command posts for the operation. (b) Succession of command. (If not stated in the element SOP or tactical standing operating procedure [TACSOP]).</p> <p>(2) Signal.</p> <p>(a) Signal operation instructions (SOI) in effect. (b) Radio communication restrictions. (c) Visual and pyrotechnic signals. (d) Code words and reports specific to the operation. (e) Communications security (COMSEC) guidelines and procedures.</p> <p>* 9. Subordinate leaders complete the PCCs, and element leaders perform the PCIs. NOTE: Subordinate leaders can perform the PCCs on receipt of a WO or FRAGO. The element should have mission-specific PCC/PCI checklists in the unit TACSOP.</p> <p>a. Checked and inventoried equipment, ensured that the items were serviceable and that the element had the items specified in the unit SOP and the items required for specific mission. b. Ensured that adequate resupply of ammunition, food, water, repair parts, fuel, medical supplies, obstacle material, demolitions, and mines were available. c. Performed a communications check. d. Ensured that personnel, equipment, and carriers were camouflaged and that weapons were test fired. e. Ensured that personnel understood their task and purpose and that of the element headquarters. f. Inspected personnel, vehicles, weapons, and equipment just before starting the mission.</p> <p>*10. Leaders perform at least one type of rehearsal.</p>		

TASK PERFORMANCE/EVALUATION SUMMARY BLOCK							
ITERATION	1	2	3	4	5	M	TOTAL
TOTAL TASK STEPS EVALUATED							
TOTAL TASK STEPS "GO"							
TRAINING STATUS "GO"/"NO-GO"							

"*" indicates a leader task step.

SUPPORTING INDIVIDUAL TASKS: NONE

SUPPORTING COLLECTIVE TASKS

Task Number	Task Title
05-3-0904.05-R01A	Establish Jobsite Security

OPFOR TASKS AND STANDARDS: NONE

ELEMENT: Headquarters Detachment

TASK: Provide Liaison (05-4-1379)
 (FM 5-100) (FM 34-2) (FM 5-100-15)

ITERATION: 1 2 3 4 5 (Circle)

COMMANDER/LEADER ASSESSMENT: T P U (Circle)

CONDITIONS: The element has been requested by higher headquarters (HQ) to determine the support requirements. The element performs liaison with lower, lateral, and higher echelons. This task should not be trained in MOPP4.

TASK STANDARDS: The element plans operations and advises the supported commander on the availability, development, and use of the element services.

TASK STEPS AND PERFORMANCE MEASURES	GO	NO-GO
* 1. The element leader establishes analog, digital, or satellite communications with the supported unit and higher HQ. * 2. The element leader interfaces directly with division staffs, corps staffs, theater Army staffs, and (on occasion) Department of Defense (DOD) civilian agencies. NOTE: From a division standpoint, coordination between the liaison officer (LNO) and the assistant division engineer (ADE) is necessary for support provided by all nondivisional engineer elements. * 3. The element leader determines the requirements and advises the supported commander on the use of supporting elements and capabilities. 4. The element provides the mission-specific requirements. * 5. The element leader conducts liaison with staff elements and support elements to ensure that the mission requirements are understood and met. 6. The element submits reports and requests through the supported agency through the LNO.		

TASK PERFORMANCE/EVALUATION SUMMARY BLOCK							
ITERATION	1	2	3	4	5		TOTAL
TOTAL TASK STEPS EVALUATED							
TOTAL TASK STEPS "GO"							
TRAINING STATUS "GO"/"NO-GO"							

"*" indicates a leader task step.

SUPPORTING INDIVIDUAL TASKS: NONE

SUPPORTING COLLECTIVE TASKS

Task Number	Task Title
05-2-1218	Conduct Report Procedures
11-5-0101.05-T01A	Install, Operate, and Maintain a Single-Channel Voice Radio Station (AM)

OPFOR TASKS AND STANDARDS: NONE

ELEMENTS: Headquarters Detachment
Heavy Maintenance Section

TASK: Establish and Operate a Single-Channel Voice Radio Net (11-3-0214.05-T01A)
(FM 24-18) (FM 24-1) (FM 24-19)
(FM 24-33)

ITERATION: 1 2 3 4 5 M (Circle)

COMMANDER/LEADER ASSESSMENT: T P U (Circle)

CONDITIONS: The element is tactically deployed and must establish the communications network. Digital units have performed functionality checks, and systems are operational. The operators have been briefed and issued extracts from the signal operation instructions (SOI), the signal supplemental instructions (SSI), the numerical cipher, the authenticated system, the operations codes, and the brevity lists. Situational hazards exist, such as nuclear, biological, and chemical (NBC) conditions; opposing forces (OPFOR); electronic warfare (EW); and directional-finding ability. Some iterations of this task should be performed in MOPP4.

TASK STANDARDS: The operators establish and enter a radio net no later than the time prescribed in the operation order (OPORD) or the operation plan (OPLAN). Digital units send and receive reports using frequency-modulated (FM) or digital means. The net is not compromised. The time required to perform this task is increased when conducting it in mission-oriented protective posture (MOPP) 4.

TASK STEPS AND PERFORMANCE MEASURES	GO	NO-GO
<ol style="list-style-type: none"> 1. Radio operators install a radio set for operation. <ol style="list-style-type: none"> a. Secured radios in the mount. b. Connected audio accessories. c. Installed antennas. d. Performed before-operation, preventive-maintenance checks and services (PMCS). e. Performed radio operational checks. 2. Radio operators make initial entry into the nets. <ol style="list-style-type: none"> a. Obtained appropriate call signs, suffixes, and frequencies from the SOI or SSI. b. Entered a radio net. c. Authenticated when challenged by the net control station (NCS). 3. Radio operators recognize frequency interference. <ol style="list-style-type: none"> a. Recognized jamming or interference. b. Determined if the interference was internal or external. c. Determined if the interference was intentional or unintentional. 4. Radio operators initiate prescribed electronic counter-countermeasures (ECCM). <ol style="list-style-type: none"> a. Continued to operate. b. Increased the transmit power. c. Tuned the receiver for max signal. d. Relocated the antenna. e. Requested a change of frequency. f. Reported suspected jamming to the immediate supervisor. g. Submitted meaconing, intrusion, jamming, and interference (MIJI) feeder reports. 5. Radio operators employ preventive ECCM and radio procedures. 		

TASK STEPS AND PERFORMANCE MEASURES	GO	NO-GO
a. Used communications security (COMSEC) equipment (secure), if available (transmission security [TSEC]/KY-38 or TSEC/KY-57). b. Loaded the appropriate key variables using KYK-13 or KOI-15. c. Operated only approved radiotelephone procedures as required by the SOI/SSI. d. Encrypted and decrypted grid coordinates using the SOI/SSI (not necessary in secure voice operation). e. Ensured that the length was not more than 20 seconds per transmission and that the number of transmissions was at a minimum. f. Operated on the lowest power setting required to communicate with desired stations. g. Employed the correct call signs and frequencies. h. Observed periods of radio-listening silence. i. Complied with net discipline.		

TASK PERFORMANCE/EVALUATION SUMMARY BLOCK							
ITERATION	1	2	3	4	5	M	TOTAL
TOTAL TASK STEPS EVALUATED							
TOTAL TASK STEPS "GO"							
TRAINING STATUS "GO"/"NO-GO"							

"*" indicates a leader task step.

SUPPORTING INDIVIDUAL TASKS: NONE

SUPPORTING COLLECTIVE TASKS

Task Number	Task Title
05-4-1005	Perform Preventive-Maintenance Checks and Services (PMCS)

OPFOR TASKS AND STANDARDS: NONE

ELEMENT: Headquarters Detachment

TASK: Participate in the Operation Order (OPORD) Process (12-1-0408.05-T01A)
 (FM 101-5) (FM 3-0)

ITERATION: 1 2 3 4 5 M (Circle)

COMMANDER/LEADER ASSESSMENT: T P U (Circle)

CONDITIONS: The element is engaging in combat operations and has received a mission from higher headquarters (HQ). The digital elements have performed functionality checks and systems are operational. The battalion commander has issued planning guidance. Some iterations of this task should be performed in MOPP4.

TASK STANDARDS: The personnel estimate and annex of the OPORD are completed in the time outlined in the commander's guidance. The digital units send and receive reports using frequency-modulated (FM) or digital means. The time required to perform this task is increased when conducting it in mission-oriented protective posture (MOPP) 4.

TASK STEPS AND PERFORMANCE MEASURES	GO	NO-GO
<p>* 1. The Adjutant (US Army) (S1) section prepares the personnel estimate.</p> <ul style="list-style-type: none"> a. Obtained the commander's restated mission. b. Obtained intelligence information from the Intelligence Officer (US Army) (S2). c. Obtained tactical information from the commander or the Operations and Training Officer (US Army) (S3). d. Obtained logistical information from the Supply Officer (US Army) (S4). e. Prepared the troop preparedness situation. f. Analyzed and compared courses of action. g. Developed conclusions. h. Presented conclusions to the commander. <p>2. The S1 section participates in the preparation process for the service support annex.</p> <ul style="list-style-type: none"> a. Verified the battalion task organization. b. Updated task force (TF) battle rosters and personnel strength (PS) charts to reflect the new task organization. c. Advised the commander and staff on TF PS. d. Developed estimates of injured, sick, and wounded rates. e. Coordinated the location of medical-support facilities and evacuation routes and procedures. f. Provided medical-support information to staff members in support of staff planning. g. Relayed tactical and operational information and command directives to medical-support units. h. Verified casualty data and strength information with the battalion aid station. i. Established requirements and procedures for strength accounting, replacements, and casualty reporting. j. Coordinated and designated temporary enemy prisoner of war (EPW) and civilian detainee collection points and outlined evacuation procedures. k. Prepared the personnel portion of paragraph 4 (service support) of the OPORD. l. Briefed the task organization and personnel portions of the OPORD. 		

TASK PERFORMANCE/EVALUATION SUMMARY BLOCK							
ITERATION	1	2	3	4	5	M	TOTAL
TOTAL TASK STEPS EVALUATED							
TOTAL TASK STEPS "GO"							
TRAINING STATUS "GO"/"NO-GO"							

"*" indicates a leader task step.

SUPPORTING INDIVIDUAL TASKS: NONE

SUPPORTING COLLECTIVE TASKS: NONE

OPFOR TASKS AND STANDARDS: NONE

ELEMENT: Headquarters Detachment

TASK: Maintain Company Strength (12-2-0321.05-T01A)
 (FM 12-6) (FM 101-5)

ITERATION: 1 2 3 4 5 M (Circle)

COMMANDER/LEADER ASSESSMENT: T P U (Circle)

CONDITIONS: The company has resumed combat operations. Casualties have occurred and replacements are arriving. During operations, the unit may encounter separate or multiple air; Level I threat; nuclear, biological, and chemical (NBC); and terrorist attacks. Casualty processing and replacement actions continue during lulls in combat operations. The task may occur in a field environment or during military operations on urbanized terrain (MOUT). A tactical standing operating procedure (TACSOP) is available. Digital units have performed functionality checks, and systems are operational. Some iterations of this task should be performed in MOPP4.

TASK STANDARDS: The personnel situation report (SITREP), which accounts for all company personnel, is reported daily or as required. Digital units send and receive reports using frequency-modulated (FM) or digital means to update the common operational picture (COP) and situational awareness (SA). The time required to perform this task is increased when performing it in mission-oriented protective posture (MOPP) 4.

TASK STEPS AND PERFORMANCE MEASURES	GO	NO-GO
<ol style="list-style-type: none"> 1. The headquarters (HQ) element collects strength information reports from subordinate sections. <ol style="list-style-type: none"> a. Logged the SITREP and other personnel information. b. Verified strength data. c. Corrected erroneous and incomplete data. 2. The HQ element processes information. <ol style="list-style-type: none"> a. Consolidated the personnel information of subordinate elements. b. Determined critical shortages and cross-leveling requirements. c. Updated the battle roster. d. Prepared a hasty personnel status report (PSR) and strength reports. e. Submitted PSR to higher HQ according to the unit standing operating procedure (SOP). 3. The HQ element processes replacements. <ol style="list-style-type: none"> a. Briefed replacements on the mission, tactical situation, company policies and procedures, specific duties, and site or company orientation. b. Added soldiers' names to the battle roster. c. Inspected critical clothing and equipment for shortages. d. Coordinated the issue of needed items. e. Arranged the movement of replacements to the platoon of assignment. * 4. The first sergeant (1SG) disseminates strength information. <ol style="list-style-type: none"> a. Briefed the commander on unit strength and replacement status. b. Forwarded the personnel SITREP or hasty strength reports, casualty feeder reports, and witness statements to the supporting Adjutant (US Army) (S1) section. c. Informed subordinate sections of projected replacements. * 5. The company commander performs strength management functions. <ol style="list-style-type: none"> a. Directed cross leveling. 		

TASK STEPS AND PERFORMANCE MEASURES	GO	NO-GO
b. Verified combat critical personnel requirements. c. Reviewed strength management reports. d. Spot-checked strength information processing. e. Briefed superiors on unit strength and replacement status.		

TASK PERFORMANCE/EVALUATION SUMMARY BLOCK							
ITERATION	1	2	3	4	5	M	TOTAL
TOTAL TASK STEPS EVALUATED							
TOTAL TASK STEPS "GO"							
TRAINING STATUS "GO"/"NO-GO"							

"*" indicates a leader task step.

SUPPORTING INDIVIDUAL TASKS: NONE

SUPPORTING COLLECTIVE TASKS: NONE

OPFOR TASKS AND STANDARDS: NONE

ELEMENT: Headquarters Detachment

TASK: Maintain Troop Morale and Combat Capability (12-2-0338.05-T01A)
 (FM 22-51) (AR 27-1) (AR 600-15)
 (AR 608-99) (FM 21-20) (FM 6-22.5)

ITERATION: 1 2 3 4 5 M (Circle)
COMMANDER/LEADER ASSESSMENT: T P U (Circle)

CONDITIONS: The company is preparing to resume combat operations. During preparations, the unit may encounter separate or multiple air; Level 1 threat; nuclear, biological, and chemical (NBC); and terrorist attacks. Preparations occur during lulls in combat operations. Digital units have performed functionality checks, and systems are operational. The task may occur in a field environment or during military operations on urbanized terrain (MOUT). The tactical standing operating procedure (TACSOP) is available. Some iterations of this task should be performed in MOPP4.

TASK STANDARDS: The company follows and applies techniques to counter performance degradation and to enhance combat effectiveness. Digital units send and receive reports using frequency-modulated (FM) or digital means to maintain and inform subordinate units of the common operational picture (COP) and maintain situational awareness (SA). The time required to perform this task is increased when conducting it in mission-oriented protective posture (MOPP) 4.

TASK STEPS AND PERFORMANCE MEASURES	GO	NO-GO
<ul style="list-style-type: none"> * 1. The company commander executes actions to keep soldiers informed. <ul style="list-style-type: none"> a. Issued warning orders, operation orders (OPORDs), and fragmentary orders (FRAGOs) to the lowest possible level. b. Provided soldiers with an accurate assessment of the friendly and enemy situations. c. Instructed the soldiers of the leaders' intentions. d. Spoke positively concerning unit mission, purpose, and abilities. e. Encouraged a positive attitude throughout the unit. f. Reduced and prevented rumors. g. Disseminated command information to include the availability of religious support. * 2. The company commander or first sergeant (1SG) implements the unit sleep plan. <ul style="list-style-type: none"> a. Developed the unit sleep plan. b. Provided safe, secure areas away from vehicles and other activities for sleep. c. Provided an opportunity for the maximum number of soldiers to sleep or rest where possible. d. Specified and provided time for leaders to sleep or rest. e. Adjusted the plan to the tactical situation. * 3. All leaders implement task rotation restructuring procedures. <ul style="list-style-type: none"> a. Cross-trained soldiers on critical tasks. b. Developed plans for the rotation of soldiers between demanding and nondemanding tasks. c. Assigned two soldiers to function independently on tasks requiring a high degree of accuracy, such as mathematical computations (duplicate efforts). * 4. All leaders implement stress-coping and stress management techniques. <ul style="list-style-type: none"> a. Taught soldiers relaxation techniques before deployment. 		

TASK STEPS AND PERFORMANCE MEASURES	GO	NO-GO
<ul style="list-style-type: none"> b. Ensured that the unit implemented a buddy system to observe signs of stress or battle fatigue among soldiers and leaders. c. Ensured that soldiers used relaxation techniques when needed. d. Facilitated the acceptance of newly arrived soldiers into the unit. e. Reintegrated returned-to-duty, stressed, or battle-fatigued soldiers into the unit. <p>* 5. The company commander or 1SG implements stress treatment techniques.</p> <ul style="list-style-type: none"> a. Developed a plan to deal with mild and more serious stress or battle fatigue cases. b. Assigned soldiers, who showed signs of stress or battle fatigue, to perform simpler tasks. c. Ensured that soldiers were supportive in speech and behavior toward soldiers suffering from stress or battle fatigue. d. Moved stressed or battle-fatigued soldiers who did not show improvement after resting to unit trains, supporting units, or medical facilities. e. Referred soldiers who had serious signs of stress or battle fatigue and those who were not recuperating for medical care. <p>* 6. The company command group provides morale, welfare, and recreation (MWR) support.</p> <ul style="list-style-type: none"> a. Implemented sports programs as the situation allowed. b. Provided hot rations. c. Coordinated postal support. d. Coordinated combat payments. e. Coordinated clothing exchange and bath support. f. Coordinated the issue and sale of soldier comfort, morale, and welfare items. g. Coordinated legal support. h. Advised higher headquarters on the unit MWR status. <p>* 7. All leaders maintain soldiers' fitness.</p> <ul style="list-style-type: none"> a. Monitored soldiers' fitness. b. Conducted physical training (as the time and combat situation allowed). c. Implemented personal hygiene and field sanitation procedures. d. Corrected problem areas. e. Briefed the commander on the soldiers' fitness status. <p>* 8. The company commander administers the Uniform Code of Military Justice (UCMJ).</p> <ul style="list-style-type: none"> a. Evaluated evidence and determined the appropriate disposition of reported violations of the UCMJ. b. Administered nonjudicial punishment. c. Forwarded charges for trial by court-martial. <p>* 9. The company commander disposes of disciplinary infractions and misconduct by other-than-judicial or nonjudicial proceedings.</p> <ul style="list-style-type: none"> a. Counseled soldiers for indebtedness. b. Counseled soldiers for nonsupport of dependents. c. Initiated letters of reprimand or admonition. d. Initiated administrative separations. 		

TASK PERFORMANCE/EVALUATION SUMMARY BLOCK							
ITERATION	1	2	3	4	5	M	TOTAL
TOTAL TASK STEPS EVALUATED							
TOTAL TASK STEPS "GO"							
TRAINING STATUS "GO"/"NO-GO"							

"*" indicates a leader task step.

SUPPORTING INDIVIDUAL TASKS: NONE

SUPPORTING COLLECTIVE TASKS: NONE

OPFOR TASKS AND STANDARDS: NONE

Chapter 6

External Evaluation

6-1. General. An external evaluation is used to assess the ability of the unit to perform its mission. Units may modify this evaluation based on the METT-TC and other considerations as deemed appropriate by the commander. Selected T&EOs from Chapter 5 that involve the total unit and employ a realistic OPFOR and the MILES are used for the evaluation. At the completion of the evaluation, the commander can identify the unit strengths and weaknesses. These strengths and weaknesses are the basis for future training and resource allocations.

6-2. Preparing the Evaluation. The commander must standardize evaluation procedures to accurately measure the unit capabilities. Table 6-1 is a sample evaluation scenario that contains the mission and the appropriate tasks necessary to develop the scenario and execute the evaluation. Figure 6-1 is a graphic representation of the scenario. Selective tailoring is required because it is not possible to evaluate every task. Procedures for developing the evaluation are discussed below.

Table 6-1. Sample Evaluation Scenario

Event	Action	Proposed Time Frame	Estimated Time Allotted
1	Conduct Preevaluation Operations	Before start time	
2	Conduct Troop-Leading Procedures		
3	Issue a Road March Order	Day 1 - 0200 hours	2 hours
4	Conduct a Tactical Road March	0400 hours	5 hours
5	Occupy an AA	0900 hours	3 hours
Module 1			
6	Receive a WO	1200 hours	2 hours
7	Support Combat Operations (Mobility)		
8	Conduct Unit Support Operations		
9	Perform Unit Maintenance Operations		
10	Conduct Administrative Operations		
11	Conduct Intelligence Operations		
Module 2			
12	Conduct Unit Support Operations	Day 2 - 1400 hours	
13	Receive a WO		
14	Support Combat Operations (Countermobility)		
15	Perform Unit Maintenance Operations		
16	Move to an AAR Site and Conduct an AAR		
17	ENDEX		

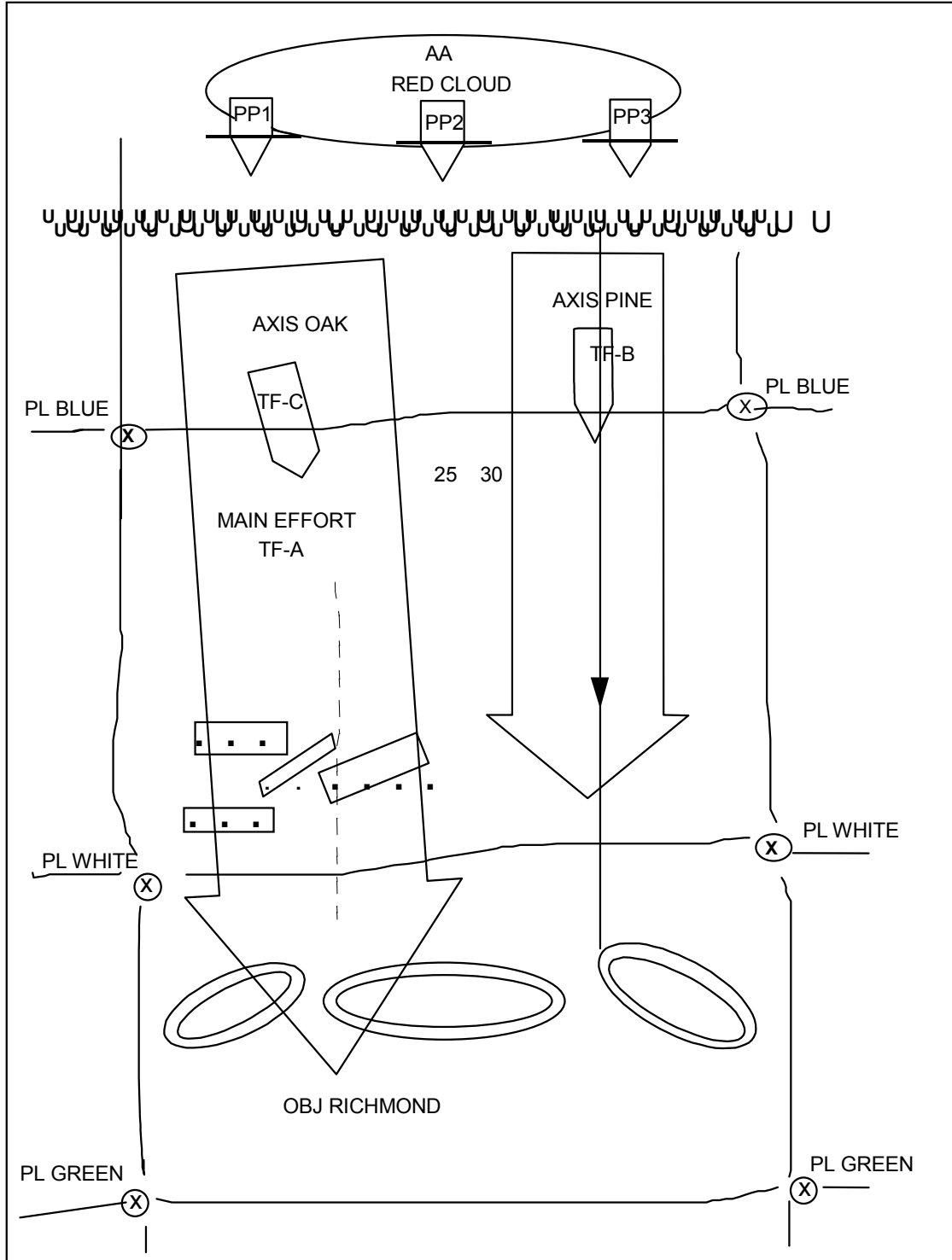


Figure 6-1. Sample Graphic Illustration Scenario

a. Identify the missions for evaluating each element from Figure 2-2. Record the selected missions on Department of the Army (DA) Form 7506.

- b. List each mission on a separate DA Form 7502.
- c. Select the tasks for the evaluation of every mission. List the selected tasks on the task summary sheet, which is used for recording the results of the evaluation.
- d. Compile the selected missions and tasks in the order that they logically occur in the detailed scenario (Table 6-1). Group the selected missions and tasks into parts for continuous operations. The parts can be interrupted at logical points to assess the MILES casualties and to conduct in-process AARs.

Table 6-2. Sample Consolidated Support Requirements

CONSOLIDATED SUPPORT REQUIREMENTS FOR FTX 5-1-E0001			
Ammunition	DODIC	Estimated Basic Load	
5.56 mm	A080	150 rounds per rifle	
7.62 mm	A111	400 rounds per M60	
5.56 mm	A075	250 rounds per SAW	
Caliber .50	A598	250 rounds per M2	
ATWESS (AT-4)	L367	15 each per company (inert)	
Hand grenade, body, M69	G811	2 per man	
Hand grenade, fuse (practice)	G878	2 per man	
Simulators, projectile, ground burst	L598	50 per exercise	
Simulator, hand grenade, M116 series	L601	20 per squad (without live demolitions to simulate demolition) or 6 per squad	
Demolitions (See note below.)			
MICLIC		4 per company with 2 reloads	
Bangalore torpedo kit		1 per squad	
Charge, block TNT		50 per squad	
MDI M11, 12, 13, 14		15 each (total 60) per platoon	
MDI igniters		60 per platoon	
Time fuse		500 feet per platoon	
Satchel charge, M183		30 per platoon	
40-pound shape charge		12 per platoon	
Smoke grenades, white		60 per platoon	
Smoke pot, ground		10 per platoon	
Mines			
Other Items			
Batteries, BA 200 (6-volt)		50 each	
Batteries, BA 3090 (9-volt)		400 each	
Class IV			
Concertina wire			
Pickets			
Staples			
Barbed wire			
MILES Equipment	Company	Evaluators	OPFOR
APC	13		13/4
Caliber .50 system	15		13/4
M240 system	2		
M19 blank firing adapter	15		13/4
M16 system	120		120/28
M60 machine gun system	13		13/2
Controller guns		8	
Small arms alignment fixture		2	
NOTE: Ammunition and demolitions are basic loads and should be restocked (according to use) during the exercise.			

6-3. Resourcing and Planning. Adequate training ammunition, equipment, and supplies must be forecasted and requisitioned. Table 6-2 is a consolidated list of the support requirements for this evaluation. It is based on experience with the scenario in Table 6-1. The evaluating HQ must prepare its own consolidated support requirements.

6-4. Selecting and Training Observers/Controllers. A successful evaluation depends heavily on selecting O/Cs with the proper experience, training them to fulfill their responsibilities, and supervising them throughout the evaluation.

a. A six-person O/C team comprised of the following personnel is suggested for performing an external evaluation:

- (1) Senior O/C.
- (2) Staff O/C.
- (3) Operations O/C.
- (4) Administration O/C.
- (5) Logistics O/C.
- (6) NBC O/C.

b. The O/Cs must have a thorough knowledge of the unit mission, organization, equipment, and doctrine. They must understand the overall operation of the unit and how it is integrated into and supports force protection operations. Team members must have a working knowledge of the common individual and collective tasks in areas such as local-defense convoy procedures, communications, and NBC operations. One member of the team must have detailed expertise in NBC and local-defense, common-task areas. The O/Cs should be equal in grade to the soldier in charge of the element they are evaluating, and should have previous experience in the position being evaluated. All team members must be able to make objective evaluations, function effectively as a team member, and state their findings in reports and briefings.

c. O/C training focuses on providing O/Cs with a general understanding of the overall evaluation, providing each O/C with a detailed understanding of the specific duties and responsibilities, and building a spirit of teamwork. O/C training includes—

- (1) The overall evaluation design, general scenario, master events list, and the specific evaluation purposes and objectives.
- (2) The unit METL and its linkage to the T&EOs and other materials contained in this MTP.
- (3) The O/C team composition and general duties and responsibilities of each team member.
- (4) The detailed responsibilities of individual team members, with special emphasis on the master events list items that are their responsibility. These include—
 - (a) A review of written instructions and materials contained in the O/Cs folders.
 - (b) A detailed reconnaissance of the area used for the evaluation.
 - (c) The O/C communications and command and control (C2) systems.
 - (d) Safety procedures.

- (e) Evaluation data collection OPLAN and procedures.
- (f) AAR procedures and techniques.

(5) A talk-through of the entire evaluation. This includes war-gaming all items on the master events list in order of occurrence and reviewing each team member's responsibilities and anticipated problems.

d. The senior O/C supervises the operation of the team. He provides the team leadership, focuses his efforts on ensuring that the O/Cs fulfill their responsibilities and adhere to the evaluation plan, resolves problems, synchronizes the efforts of the team members, ensures close coordination among team members, holds periodic team coordination meetings, plans and orchestrates the unit AAR, and conducts specific evaluation team AARs.

6-5. Selecting and Training Opposing Forces. The OPFOR support for an external evaluation of the unit is limited to two squads of dismounted infantry and two to five individuals who serve as enemy agents. Although OPFOR support is only used for some tasks, proper training and employment of this force is important to ensure a proper assessment of the unit capabilities.

a. The OPFOR commander should be a company grade officer or a senior noncommissioned officer (NCO) who is well trained in OPFOR tactics and operations. In addition to the duties and responsibilities in leading various OPFOR elements, the OPFOR commander serves as a part-time member of the O/C team. In order to fulfill O/C responsibilities, the OPFOR commander must participate in O/C planning and training activities and must be present during AARs.

b. OPFOR elements are trained, organized, and equipped to operate in a manner that depicts threat forces as realistically as possible. The training includes—

- (1) Threat tactics and rules of engagement.
- (2) OPFOR missions and responsibilities.
- (3) OPFOR tasks and standards.
- (4) Threat weapons and equipment, if available.
- (5) C2.
- (6) Safety.

6-6. Conducting the Evaluation. The senior O/C has overall responsibility for conducting the evaluation. He orchestrates the overall evaluation and the support provided by various individuals and elements that are specially selected and trained to fulfill designated functions and responsibilities. O/Cs must be free to observe, report, and record the actions of the unit.

a. The HQ two echelons above the unit being evaluated should select and train the control element for the evaluation. It issues orders, receives reports, provides feeder information, and controls the OPFOR.

b. All exercise participants and supporting personnel must ensure that every facet of the evaluation is conducted in a safe manner. Personnel observing unsafe conditions must take prompt action to halt them and must advise their superiors of the situation.

6-7. Recording External Evaluation Information. The senior O/C is responsible for implementing the evaluation scoring system. Although the final evaluation is developed by the senior O/C, the full team

participates in this process. Their reports reflect the overall ability of the combat engineer unit to accomplish its wartime missions.

a. The evaluation scoring system is based on an evaluation of the unit performance of each mission-essential task and any other collective task contained in the overall evaluation plan. Use the following four steps for the evaluation:

Step 1. Identify the MTP T&EOs that correspond to each of the evaluation plan tasks.

Step 2. Use T&EO standards to evaluate the unit performances of the tasks. Do this for each evaluation plan task.

Step 3. Record on the T&EO a GO for each performance measure performed to standard and a NO-GO for each performance measure not performed to standard.

Step 4. Record the overall unit capability to perform the task by using the GO/NO-GO information recorded on each T&EO. Use the following definitions as guidance in making this determination:

- **GO.** The unit successfully accomplished the task or performance measure to standard.
- **NO-GO.** The unit did not accomplish the task or performance measure to standard.

b. Use DA Forms 7503, 7504, and 7505 to collect the evaluation information. These reports assist the team in recording the information concerning the unit capability to perform its wartime mission according to the established standards. This information will assist the senior O/C to determine the final overall unit rating.

(1) DA Form 7503 is used to record information concerning weather and terrain conditions present during the evaluation period.

(2) DA Form 7504 is used to record information concerning the element personnel and equipment losses during OPFOR engagements.

(3) DA Form 7505 is used to record personnel and equipment status.

6-8. Preparing After-Action Reviews. AARs provide direct feedback to unit members by involving them in the diagnosis process and by enabling them to discover for themselves what happened during the evaluation. In this way, participants identify errors and seek solutions that increase the value of the training and reinforce learning.

a. The senior O/C is responsible for the AAR process. He coordinates the entire AAR program from the initial planning of the evaluation through the after-action phases.

b. Key steps in the AAR process are—

(1) **Planning.** Planning for AARs is started in the exercise preparation activities long before the start of the action evaluation. AARs are integrated into the general scenario at logical breakpoints and into the detailed evaluation scenario that is developed subsequently. Qualified O/Cs are selected and trained in the AAR process as part of O/C training. This phase also includes the identification of potential AAR sites and the requisition of equipment and supplies needed to conduct the AAR.

(2) **Preparation.** AAR preparation starts with the beginning of the actual evaluation. In addition to observing the unit performing its critical tasks, this phase includes the review of the training objectives, orders, and doctrine. Final AAR site selection is completed and times and attendance are

established. AAR information is gathered from applicable O/Cs and unit personnel. The AAR is organized and rehearsed.

(3) Conduct. AARs are conducted at logical breakpoints in the exercise and at the end of the evaluation. When AAR participants have assembled, the AAR begins with the senior O/C introducing the session with a statement of the AAR purpose, the establishment of the AAR ground rules and procedures, and a restatement of the training and evaluation objectives. A successful AAR follows these guidelines:

- (a) AARs are not critiques, but are professional discussions of training events.
- (b) The senior O/C guides the discussion in a manner to ensure that participants openly discuss the lessons.
- (c) Dialogue is encouraged among O/Cs and unit personnel.
- (d) All individuals who participated in the evaluation should be present for the AAR. As a minimum, every unit or element that participates in the exercise is represented.
- (e) Participants discuss not only what happened, but also why it happened and how it could have been done better.
- (f) Participants review the sequence of events associated with hazards and the risk assessment made before the exercise. As a minimum, the review should address hazards that presented themselves (but were not identified) and each incident of fratricide or near fratricide and how it could be avoided in the future.
- (g) Events not directly related to major events are not examined.
- (h) Participants do not offer self-serving excuses for inappropriate actions.
- (i) The AAR end result is that soldiers and leaders, through discovery learning, gain a better understanding of their individual and collective strengths and weaknesses and become more proficient in training for and performing their critical tasks.

NOTE: Reference materials for conducting an AAR are Training Circulars (TC) 25-6 and 25-20 and FM 25-101.

APPENDIX A - EXERCISE OPERATION ORDER

For use of the OPORD, refer to the exercise outlined in Chapter 4 and to Figure A-1.

OPERATION ORDER	
(classification) FOR TRAINING PURPOSES ONLY	
Operation Order _____ 20_____	Copy ___ of ___ copies 25th Engineer Battalion
Task Organization:	
1. SITUATION.	
<p>a. Enemy Forces. Contact with the enemy has been broken. The enemy has withdrawn deep to the rear. It is being reinforced with motorized rifle forces and is preparing to counterattack within 24 hours. The enemy is expected to use nonpersistent nerve agents. Enemy air is expected to be active in the area. The latest INTSUM indicates that the enemy may have a platoon-size combat outpost in the battalion sector. Enemy units occupying the combat outpost are half strength. Counterattacking forces are expected to be full strength.</p>	
<p>b. Friendly Forces. 1st Brigade conducts a passage of lines to seize Objective Richmond. On order, 1st Brigade continues the attack forward of Phase Line (PL) Green.</p>	
<p>(1) Missions of units on left and right flanks, as required.</p>	
<p>(2) Supporting engineer unit missions, as required.</p>	
<p>(3) Supporting fires: 2nd Battalion, 61st Field Artillery is in direct support.</p>	
2. MISSION. The TF conducts a passage of lines and attacks to seize and secure Objective Richmond no later than 090600Z. On order, the TF prepares to continue movement forward of PL Green.	
3. EXECUTION.	
<p>a. Concept of the Operation: See the overlay developed by the trainer in the field.</p>	
<p>(1) Maneuver. TF 1-25 departs AA Red Cloud with two company teams abreast and two teams following. Team A leads on Axis Oak and is the main attack. Team B leads on Axis Pine and is supporting the attack. Teams C and D follow on Axis Oak and Pine respectively. The commander's intent is to gain contact with the enemy and locate and fix the main body of the enemy so that the brigade can conduct envelopments to destroy it. It is necessary to destroy enemy combat outposts. The unit must quickly reorganize and continue movement until the unit finds the main body. The company team that makes initial contact will attempt to fight through and destroy the enemy. If the unit cannot, they will provide a base of fire for maneuver with the remaining TF. The unit will continue movement to PL Green if no contact is gained. The unit will continue movement past PL Green on order.</p>	
<p>(2) Fire support. The priority of fires is to Team A initially and then to the team that is in contact (once contact is made).</p>	

Figure A-1. Sample OPORD

(3) Mines, obstacles, and fortifications. Critical checkpoints and identified obstacles are shown on the obstacle overlay.

b. Subunit Missions (as required).

c. Engineer. Priority of support is to the two lead teams. On order, conduct breaching operations in support of the team in contact. Be prepared to support a hasty defense on order.

d. Coordinating Instructions.

(1) Report all enemy contact.

(2) Report all enemy obstacles.

(3) Report crossing of the PLs.

(4) Additional information, as required.

4. SERVICE AND SUPPORT. Per the brigade SOP.

5. COMMAND AND SIGNAL.

a. Command.

b. Signal.

(1) Current SOI.

(2) Radio-listening silence until initial contact is made with the enemy.

FOR TRAINING PURPOSES ONLY
(classification)

Figure A-1. Sample OPORD (continued)

APPENDIX B - THREAT ANALYSIS

B-1. Introduction.

a. Dramatic changes in Europe and within the former Soviet Union have reduced the likelihood of an east-west military confrontation in Europe. The threat in Europe has not gone away completely, but it is less immediate and has changed in nature. Despite reductions, Russia will still have the largest army in Europe. Regardless of the stated peaceful intentions of current Russian political leaders, the Russian Armed Forces still possesses formidable capabilities, and those capabilities will remain, should conditions and intentions change. Other former Soviet republics are forming their own armed forces and could pose threats to each other or to other countries in the region. In this time of turmoil and uncertainty, the former Soviet military power remains a potentially dangerous challenge to US and North Atlantic Treaty Organization (NATO) security. However, this remnant of the former Soviet threat is just one of many.

b. Many other nations are obtaining or developing sophisticated weaponry. Various regional conflicts could cause the US to intervene bilaterally or as part of a multinational coalition to protect our interests or those of our allies. Other potential conflict areas could call for a variety of responses by either the US, the former Soviet republics, or both. The threat may come in an organized military form, which may or may not follow the former Soviet model. It may also come in the form of insurgencies, terrorism, or narcotics trafficking. The US Army needs to be prepared to respond to this broad spectrum of potential threats that it could encounter in various contingencies.

B-2. Global Threats. Modern weapons and the capability to project military power to great distances beyond its own national borders would characterize a global-type threat, such as the former Soviet one. Against such a potential adversary, the threat to rear operations would include the following:

- Armored or mechanized forces breaking into the rear area.
- Airborne, airmobile, or amphibious assault forces inserted into the rear area.
- Long-range artillery, surface-to-surface missiles, or air strikes targeting rear-area assets.
- NBC weapons.
- Radio-electronic combat aimed at jamming or destroying our communications means and disrupting our C2.
- Agents and saboteurs.

B-3. Regional Threats. Regional threats, such as Iraq or North Korea, have less capability to project power. However, they may have some of the same weapons and organizations as a global threat. In fact, lessening superpower tensions are contributing significantly to the proliferation of sophisticated weaponry to emerging nations. This applies not only to conventional ground and air weapons, but also to chemical and nuclear weapons and missile systems. A mature regional power, possibly with a global power as a major source of its military hardware, emphasizes the ability to project its forces throughout a given region.

B-4. Local Threats. Local threats have even more localized objectives and little capability to project power beyond their own borders or their immediate neighbors. They generally have less modern equipment than global or regional threat powers or at least a limited variety of modern weapons. Their equipment may include modern small arms and light artillery (such as mortars, howitzers, and rocket launchers), but often does not include sophisticated weapons such as long-range conventional artillery or high-performance aircraft. A local threat may be heavily supported by a regional threat or even by a global power. For example, in the past, Cuba assisted Soviet-backed movements in Angola, Nicaragua, and Ethiopia. This outside influence will often be reflected in the equipment, organization, or tactics of the local threat forces. However, the actions of a local threat are often limited to insurgencies, civil wars, or

border disputes. Insurgents, especially those with outside help, may be able to purchase modern weapons, but may not have developed a logistics base able to sustain continuous conflict. Therefore, they often concentrate on guerrilla tactics, sabotage, assassinations, booby traps, or explosives to achieve their objectives.

B-5. Special Situations.

a. The threat in special situations includes terrorism. Terrorism may satisfy the objectives of different types of threats discussed above. Terrorists are the least likely threat to use conventional forces and thus are the hardest to anticipate or to train against. Terrorist tactics include the following:

- Assassinating or maiming.
- Arson.
- Bombing.
- Hijacking, kidnapping, or hostage taking.
- Raids and seizure of facilities.
- Sabotage.
- Hoaxes (such as bomb threats).

Terrorists may also be able to obtain weapons of mass destruction. A political leadership that supports terrorism, as in Iraq, may control such NBC weapons. If nuclear weapons are too difficult to obtain, terrorists may instead employ chemical or biological weapons.

b. Narcotics trafficking is another special-condition threat. It may be supported or tolerated by a global power for political or economic reasons. It may also be tied in with regional or local threat powers or with terrorism. There is often a marriage of convenience between insurgent groups and the drug cartels. The cartels can spend significant amounts of money on the latest in technology for communications and security to protect their operations. They can also buy weapons and otherwise finance regional insurgencies and cross-border conflicts.

B-6. Bottom Line. The threat to rear operations includes all of the above categories. These threat categories are not mutually exclusive and may overlap with one another.

APPENDIX C - METRIC CONVERSION CHART

Table C-1. Metric Conversion Chart

US Units	Multiplied By	Equals Metric Units
Length		
Feet	0.30480	Meters
Inches	2.54000	Centimeters
Inches	0.02540	Meters
Inches	25.40010	Millimeters
Miles (statute)	1.60930	Kilometers
Miles per hour	0.04470	Meters per second
Yards	0.91400	Meters
Volume		
Cubic feet	0.02830	Cubic meters
Cubic yards	0.76460	Cubic meters
Weight		
Pounds	453.59000	Grams
Pounds	0.45359	Kilograms
Metric Units	Multiplied By	Equals US Units
Length		
Centimeters	0.39370	Inches
Meters per second	2.23700	Miles per hour
Millimeters	0.03937	Inches
Kilometers	0.62137	Miles (statute)
Meters	3.28080	Feet
Meters	39.37000	Inches
Meters	1.09360	Yards
Volume		
Cubic meters	35.31440	Cubic feet
Cubic meters	1.30790	Cubic yards
Weight		
Kilograms	2.20460	Pounds

GLOSSARY**1SG**

first sergeant

5 Ss and T

search, silence, segregate, speed, safeguard, and tag

AA

avenue of approach; assembly area; antiaircraft; anchor assembly

AAR

after-action review; after-action report

ABCS

Army Battle Command System

AC

active component; alternating current

ADC

area damage control

ADE

assistant division engineer

ALCE

airlift control element

AOAP

Army Oil Analysis Program

APC

armored personnel carrier

AR

Army regulation; armor; angle of repose

ARTEP

Army Training and Evaluation Program

ASL

authorized stockage list

ASME

American Society of Mechanical Engineers

ASTM

American Society of Testing Methods; American Society for Testing and Materials

ATTN

attention

ATWESS

antitank weapon effects signature simulator; Antitank Weapon Effects Simulator System

BA

biannually

BDAR

battle damage assessment and repair

BF

battle fatigue; board feet

BMO

battalion maintenance officer

BOM

bill of materials

BOS

battlefield operating system

BSL

bench stock list

C2

command and control

CANA

convulsant antidote for nerve agents

CATS

combined arms training strategy

CCIR

commander's critical-information requirement

CDM

chemical downwind message

CFX

command field exercise

CHS

combat health support

CO

commissioned officer; carbon monoxide; commanding officer; company

COA

course of action

COMEX

communications exercise

COMSEC

communications security

CONUS

continental United States

COP	common operational picture
CP	command post; checkpoint
CPR	cardiovascular pulmonary resuscitation; cardiopulmonary resuscitation
CPT	captain
CPX	command post exercise
CSS	combat service support
CTA	common table of allowances; consolidated training activities
DA	Department of the Army; Denmark; direct action
DACG	departure-airfield control group
DD	Department of Defense
DEERS	Defense Enrollment Eligibility Reporting System
DENTAC	dental activity
DOD	Department of Defense
DODIC	Department of Defense identification code
DTSS	Digital Topographic Support System
EA	each; engagement area
ECCM	electronic countercountermeasures

EEFI

essential elements of friendly information

EMO

electronic media only

ENDEX

end of exercise

EOD

explosive ordnance disposal

EPW

enemy prisoner of war

EW

electronic warfare

FBCB2

Force XXI Battle Command Brigade and Below

FH

field hospital; frequency hopping

final protection fires (FPF)

An immediately available prearranged barrier of fire designed to impede enemy movement across defensive lines or areas.

FIST

fire support team

FM

field manual; frequency-modulated; frequency modulation

FO

forward observer

FPF

final protective fire; final protection fires

FPL

final protective line

FRAGO

fragmentary order

FS

fire support; foresight; Fort Sill

FST

field sanitation team; fire support team

FTX

field training exercise

G1	Assistant Chief of Staff, G1 (Personnel)
GRREG	graves registration
HE	high explosive
HHC	headquarters and headquarters company
HQ	headquarters
IEEE	Institute of Electrical and Electronics Engineers
INTSUM	intelligence summary
ITO	installation transportation office(r)
KIA	killed in action
LCE	load-carrying equipment
LNO	liaison officer
LOI	letter of instruction
LTC	lieutenant colonel
LZ	landing zone
MACOM	major Army command
MAJ	major
MANSCEN	Maneuver Support Center
MAPEX	map exercise
MCC	movement control center

MCS

Maneuver Control System

MCSR

materiel condition status report

MDI

modernized demolition initiator

MEDDAC

medical department activity

METL

mission-essential task list

METT-TC

mission, enemy, terrain, troops, time available, and civilian considerations

MICLIC

mine clearing line charge

MIJI

meaconing, intrusion, jamming, and interference

MILES

Multiple Integrated Laser Engagement System

mm

millimeter(s)

MO

Missouri; monthly

MOPP

mission-oriented protective posture

MOPP2

mission-oriented protective posture Level 2 (mask carried/worn, protective suit and boots worn, and gloves carried)

MOPP4

mission-oriented protective posture Level 4 (mask, protective suit, boots, and gloves worn)

MORTREP

mortar bombing report

MOS

military occupational specialty; minimum operating strip

MOUT

military operations on urbanized terrain

MP

military police

MSRT

mobile subscriber radiotelephone terminal

MTF

medical-treatment facility

MTOE

modified table(s) of organization and equipment; modification table of organization and equipment

MTP

mission training plan; MOS training plan

MWR

morale, welfare, and recreation

NATO

North Atlantic Treaty Organization

NBC

nuclear, biological, and chemical

NBC 1 Report

Observer's Initial Report. This report is used by the observing unit to give basic, initial, and follow-up data about an NBC attack. This report is sent by platoons and companies to the battalion headquarters or by designated observers to the division NBC Center (NBCC).

NBC 4 Report

Monitoring and Survey Report. This report is used to report NBC hazards detected by a unit through monitoring, survey, or reconnaissance. This report is prepared and submitted by company-level organizations.

NBC 5 Report

Actual Contaminated Areas Report. Once the NBC reports are posted on the situation map, the division prepares an NBC 5 report showing the contaminated area. The preferred method of dissemination is by overlay.

NCO

noncommissioned officer

NCOER

noncommissioned officer evaluation report

NCOIC

noncommissioned officer in charge

NCS

net control station

NETA

National Electrical Testing Association

O/C

observer/controller

OBJ

objective

OEG

operation exposure guide; operational-exposure guidance

OP

observation post; operational procedure

OPFOR

opposing forces

OPLAN

operation plan

OPORD

operation order

OPSEC

operations security

P

needs practice; pass; passed; barometric pressure; mean radius of curvature

PAC

personnel and administration center

pam

pamphlet

parapet

A wall, rampart, or elevation of earth or stone to protect soldiers.

PCC

precombat check

PCI

photo coverage indexes; precombat inspection

PDDE

power-driven decontamination equipment

PDF

principal direction of fire

PDS

personnel daily summary

PIR

priority intelligence requirements

PL

phase line; plastic limit; Poland

PLL

prescribed load list

PM	provost marshal; program manager; preventive maintenance
PMCS	preventive-maintenance checks and services
POE	port of embarkation
POL	petroleum, oils, and lubricants
POM	preparation for oversea movement; program objective memorandum
POS/NAV	position/navigation
POV	privately owned vehicle
PS	personnel strength; personnel status; pull switch
PSC	personnel service company
PSG	platoon sergeant
PSR	personnel status report
PVNTMED	preventive medicine
QC	quality control
radiac	radiation, detection, indication, and computation
RATELO	radiotelephone operator
RC	rapid cure; reserve component
RES	radiation exposure status
ROE	rules of engagement
ROI	rules of interaction

RP

Republic of Philippines; release point; rally point; reference point; red phosphorus

RTD

return to duty

S1

Adjutant (US Army)

S2

Intelligence Officer (US Army)

S3

Operations and Training Officer (US Army)

S4

Supply Officer (US Army)

SA

semiannually; situational awareness

SATS

Standard Army Training System

SAW

squad automatic weapon

SCATMINE

scatterable mine

SCPE

simplified collective-protection equipment

SHELREP

shelling report

SHTU

simplified handheld terminal unit

SINGARS

Single-Channel, Ground and Airborne Radio System

SITREP

situation report

situation report (SITREP)

A report giving the situation in the area of the reporting unit or formation.

SJA

Staff Judge Advocate

SOFA

Status of Forces Agreement

SOI

signal operation instructions

- SOP**
standing operating procedure
- SP**
start point; strongpoint; self-propelled; Spain
- SSI**
standing signal instructions; signal supplemental instructions
- STANAG**
standardization agreement
- STB**
supertropical bleach
- STP**
soldier training publication
- STRAC**
Standards in Training Commission
- STX**
situational training exercise
- T**
trained; slab thickness; deck thickness; crown thickness; geodetic azimuth; grid azimuth; slope distance; telescope above station; time; tracked
- T&EO**
training and evaluation outline
- TACSOP**
tactical standing operating procedure
- TAMMS**
The Army Maintenance Management System
- TB**
technical bulletin
- TC**
technical coordinator; training circular; track commander; tank commander
- TEWT**
tactical exercise without troops
- TF**
task force; total float
- TM**
team; technical manual; trademark

- TMO**
transportation movements office(r)
- TNT**
trinitrotoluene
- TOC**
tactical operations center
- TOE**
table(s) of organization and equipment
- TRADOC**
United States Army Training and Doctrine Command
- TRP**
target reference point; traffic regulation plan
- TSEC**
transmission security
- U**
unclassified; up; untrained; unlocked
- UAV**
unmanned aerial vehicle
- UCMJ**
Uniform Code of Military Justice
- UPW**
unit proficiency work sheet
- US**
United States
- USA**
United States of America; United States Army
- USAREUR**
United States Army, Europe
- UXO**
unexploded ordnance
- WCS**
weapon control status; weapon control station
- WESTCOM**
United States Army, Western Command
- WIA**
wounded in action
- WO**
warrant officer; warning order

XO
executive officer

REFERENCES

Required Publications

Required publications are sources that users must read in order to understand or to comply with this publication.

Army Regulations

AR 190-8	Enemy Prisoners of War, Retained Personnel, Civilian Internees, and Other Detainees. 1 October 1997
AR 200-1	Environmental Protection and Enhancement. 21 February 1997
AR 220-1	Unit Status Reporting. 30 November 2001
AR 220-10	Preparation for Oversea Movement of Units (POM). 15 June 1973
AR 220-15	Journals and Journal Files. 1 December 1983
AR 27-1	Legal Services, Judge Advocate Legal Services. 3 February 1995
AR 380-5	Department of the Army Information Security Program. 29 September 2000
AR 385-10	The Army Safety Program. 23 May 1988
AR 385-40	Accident Reporting and Records. 1 November 1994
AR 40-5	Preventive Medicine. 15 October 1990
AR 530-1	Operations Security (OPSEC). 3 March 1995
AR 600-15	Indebtedness of Military Personnel. 14 March 1986
AR 600-38	Meal Card Management System. 11 March 1988
AR 600-8	Military Personnel Management. 1 October 1989
AR 600-8-14	Identification Cards for Members of the Uniformed Services, Their Family Members, and Other Eligible Personnel. 20 December 2002
AR 600-8-2	Suspension of Favorable Personnel Actions (FLAGS). 30 October 1987
AR 600-8-8	The Total Army Sponsorship Program. 1 July 1993
AR 608-99	Family Support, Child Custody, and Paternity. 1 November 1994
AR 700-138	Army Logistics Readiness and Sustainability. 16 September 1997
AR 710-2	Inventory Management Supply Policy Below the Wholesale Level. 31 October 1997
AR 750-1	Army Materiel Maintenance Policy and Retail Maintenance Operations. 1 August 1994

Army Training and Evaluation Program

ARTEP 5-615-66-MTP	Engineer Prime-power Battalion, Battalion Staff. 11 October 2002
ARTEP 5-617-10-MTP	Prime-power Line Platoon, Engineer Company, Engineer Prime-power Battalion. 11 October 2002
ARTEP 5-617-11-MTP	Prime-power Platoon, Engineer Company, Engineer Prime-power Battalion. 11 October 2002
ARTEP 5-617-35-MTP	Engineer Company, Engineer Prime-power Battalion. 11 October 2002

Department of Army Forms

DA FORM 1155	Witness Statement on Individual. 1 June 1966
DA FORM 1156	Casualty Feeder Report. 1 June 1966
DA FORM 1594	Daily Staff Journal or Duty Officer's Log. 1 November 1962
DA FORM 2028	Recommended Changes to Publications and Blank Forms. 1 February 1974
DA FORM 2166-8	Noncommissioned Officer Evaluation Report (NCOER). 1 October 2001

DA FORM 2166-8-1	NCO Counseling Checklist/Record. 1 October 2001
DA FORM 2407	Maintenance Request. 1 July 1994
DA FORM 2407-1	Maintenance Request - Continuation Sheet. 1 July 1994
DA FORM 3318	Records of Demands - Title Insert. 1 January 1982
DA FORM 67-9	Officer Evaluation Report. 1 October 1997
DA FORM 7502	Task Summary Sheet. 1 April 2003
DA FORM 7503	Environmental Data Sheet. 1 April 2003
DA FORM 7504	Personnel and Equipment Loss Report. 1 April 2003
DA FORM 7505	Unit Data Sheet. 1 April 2003
DA FORM 7506	Unit Proficiency/Evaluation Work Sheet. 1 April 2003
DA FORM 7507	ARTEP Mission Training Plan User Feedback. 1 April 2003

Department of Army Pamphlets

DA PAM 710-2-1	Using Unit Supply System (Manual Procedures). 31 December 1997
DA PAM 738-750	Functional Users Manual for the Army Maintenance Management System (TAMMS). 1 August 1994

Department of Defense Publications

DD FORM 1387-2	Special Handling Data/Certification. 1 June 1986
DD FORM 2745	Enemy Prisoner of War (EPW) Capture Tag. 1 May 1996

Field Manuals

FM 101-5	Staff Organization and Operations. 31 May 1997
FM 10-23	Basic Doctrine for Army Field Feeding and Class I Operations Management. 18 April 1996
FM 10-27-4	Organizational Supply and Services for Unit Leaders. 14 April 2000
FM 10-64	Mortuary Affairs Operations. 16 February 1999
FM 12-6	Personnel Doctrine. 9 September 1994
FM 21-10	Field Hygiene and Sanitation. 21 June 2000
FM 21-16	Unexploded Ordnance (UXO) Procedures. 30 August 1994
FM 21-20	Physical Fitness Training. 30 September 1992
FM 21-75	Combat Skills of the Soldier. 3 August 1984
FM 22-51	Leaders' Manual for Combat Stress Control. 29 September 1994
FM 24-1	Signal Support in the AirLand Battle. 15 October 1990
FM 24-18	Tactical Single-Channel Radio Communications Techniques. 30 September 1987
FM 24-19	Radio Operator's Handbook. 24 May 1991
FM 24-33	Communications Techniques: Electronic Counter-Countermeasures. 17 July 1990
FM 24-35	(O) Signal Operation Instructions "The SOI." 26 October 1990
FM 24-35-1	(O) Signal Supplemental Instructions. 2 October 1990
FM 25-101	Battle Focused Training. 30 September 1990
FM 3-0	Operations. 14 June 2001
FM 3-11	Multiservice Tactics, Techniques, and Procedures for Nuclear Biological, and Chemical Defense Operations. 10 March 2003
FM 3-11.11	Flame, Riot Control Agents and Herbicide Operations. 10 March 2003
FM 3-19	NBC Reconnaissance. 19 November 1993
FM 3-19.30	Physical Security. 8 January 2001
FM 3-19.4	Military Police Leaders' Handbook. 4 March 2002
FM 3-19.40	Military Police Internment/Resettlement Operations. 1 August 2001

FM 3-20.98	Reconnaissance Platoon. 2 December 2002
FM 3-21.38	Pathfinder Operations. 1 October 2002
FM 3-21.71	Mechanized Infantry Platoon and Squad (Bradley). 20 August 2002
FM 3-3	Chemical and Biological Contamination Avoidance. 16 November 1992
FM 3-4	NBC Protection. 29 May 1992
FM 34-2	Collection Management and Synchronization Planning. 8 March 1994
FM 34-2-1	Tactics, Techniques, and Procedures for Reconnaissance and Surveillance and Intelligence Support to Counterreconnaissance. 19 June 1991
FM 34-60	Counterintelligence. 3 October 1995
FM 3-5	NBC Decontamination. 28 July 2000
FM 3-50	Smoke Operations. 4 December 1990
FM 3-90.1	Tank and Mechanized Infantry Company Team. 9 December 2002
FM 4-25.11	First Aid. 23 December 2002
FM 4-25.12	Unit Field Sanitation Team. 25 January 2002
FM 4-30.3	Maintenance Operations and Procedures. 1 September 2000
FM 44-100	US Army Air and Missile Defense Operations. 15 June 2000
FM 44-64	SHORAD Battalion and Battery Operations. 5 June 1997
FM 44-8	Combined Arms for the Air Defense. 1 June 1999
FM 44-80	Visual Aircraft Recognition. 30 September 1996
FM 5-10	Combat Engineer Platoon. 3 October 1995
FM 5-100	Engineer Operations. 27 February 1996
FM 5-100-15	Corps Engineer Operations. 6 June 1995
FM 5-125	Rigging Techniques, Procedures, and Applications. 3 October 1995
FM 5-170	Engineer Reconnaissance. 5 May 1998
FM 5-34	Engineer Field Data. 30 August 1999
FM 5-422	Engineer Prime-power Operations. 7 May 1993
FM 55-30	Army Motor Transport Units and Operations. 27 June 1997
FM 55-65	Strategic Deployment. 3 October 1995
FM 5-71-2	Armored Task-Force Engineer Combat Operations. 28 June 1996
FM 6-22.5	Combat Stress. 23 June 2000
FM 7-0	Training the Force. 22 October 2002
FM 7-10	The Infantry Rifle Company. 14 December 1990
FM 7-22.7	The Army Noncommissioned Officer Guide. 23 December 2002
FM 7-7	The Mechanized Infantry Platoon and Squad (APC). 15 March 1985
FM 7-8	Infantry Rifle Platoon and Squad. 22 April 1992
FM 7-92	The Infantry Reconnaissance Platoon and Squad (Airborne, Air Assault, Light Infantry). 23 December 1992
FM 8-10-6	Medical Evacuation in a Theater of Operations, Tactics, Techniques and Procedures. 14 April 2000
FM 8-285	Treatment of Chemical Agent Casualties and Conventional Military Chemical Injuries. 22 December 1995
FM 8-51	Combat Stress Control in a Theater of Operations Tactics, Techniques, and Procedures. 29 September 1994
FM 9-43-2	Recovery and Battlefield Damage Assessment and Repair. 3 October 1995

Other Product Types

CTA 50-900	Clothing and Individual Equipment. 1 September 1994
------------	---

TRADOC PAM 11-9 Blueprint of the Battlefield. 27 April 1990

Soldier Training Publications

STP 5-12B24-SM-TG MOS 12B, Combat Engineer, Skill Levels 2/3/4, Soldier's Manual and Trainer's Guide. 28 March 2003

STP 5-62G13-SM-TG MOS 62G, Quarrying Specialist, Skill Levels 1/2/3, Soldier's Manual and Trainer's Guide. 5 May 1986

Technical Bulletins

TB 43-0142 Safety Inspection and Testing of Lifting Devices. 28 February 1997

Technical Manuals

TM 43-0156 Depot Packaging, Depreservation and Fields Packaging Instructions for Nontactical Generator Sets and Power Plants: Generator Set, 700kW, Electric (6115-00-596-3405): Generator Set, 750kW, Electric (6115-00-556-1449): Power Plant, 1500kW, El. 22 April 1983

TM 5-6115-456-15 Operator's Organizational, Direct and General Support and Depot Maintenance Manual; Electric Power Plants, D.E.D., Skid Mounted, 4500kW, 416 Volt, A.C. (Electromotive Model MP36A-60 Hertz) NSN 6115-250-4402) . . . 8 November 1968

TM 5-6120-250-12 Operator's and Organizational Maintenance Manual for Substations, Trailer MTD, 500kVA, AC, 4160-416/240 Volts, 208/120 Volts, 3 Phase, 50/60 Hz (Avionics Model 950-2200A) (FSN 6120-422-1047). 11 May 1972

TM 9-2350-276-BD Operator's, Organizational, Direct Support and General Support Maintenance Battlefield Damage Assessment and Repair for Combat Vehicles. 10 February 1984

TM 9-6115-604-12 Operator and Unit Maintenance Manual for Generator Set, Diesel Engine Driven, Air Transportable Skid MTD., 750kW, 3 Phase, 4 Wire, 2400/4160 and 2200/3800 V (DOD Model MEP208A) Class Prime Utility, Hz 50/60 (NSN 6115-00-450-5881). 31 August 1995

Training Circulars

TC 24-20 Tactical Wire and Cable Techniques. 3 October 1988

TC 25-20 A Leader's Guide to After Action Reviews. 30 September 1993

TC 25-6 Force-on-Force Collective Training Using the Tactical Engagement Simulation Training System. 3 October 1995

Related Publications

Related publications are sources of additional information. They are not required in order to understand this publication.

Other Product Types

UCMJ Uniform Code of Military Justice

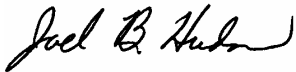
ARTEP MISSION TRAINING PLAN USER FEEDBACK For use of this form, see the applicable ARTEP MTP; the proponent agency is TRADOC.	
An important aspect of the MTP is user feedback. To produce the best possible product that meets the needs of the leader and trainer, your opinion of this product is solicited and will be helpful in the development of future products and revisions to this product. Please answer all questions frankly by checking your response or by providing specific comments.	
1. MTP NUMBER	2. DATE (YYYYMMDD)
3. MTP TITLE	
4. NAME	5. DUTY POSITION
6. ADDRESS	7. PHONE NUMBER
	8. FAX PHONE NUMBER
	9. E-MAIL ADDRESS
YES <input type="checkbox"/> NO <input type="checkbox"/> 10. Do chapters 1 through 6 and the appendices aid in the understanding and use of this MTP?	
YES <input type="checkbox"/> NO <input type="checkbox"/> 11. Are training objectives complete, correct, and clear?	
YES <input type="checkbox"/> NO <input type="checkbox"/> 12. Is the MTP written so that it is usable by the first-line supervisor?	
YES <input type="checkbox"/> NO <input type="checkbox"/> 13. Are the conditions and standards realistic?	
14. COMMENTS	

**ARTEP 5-616-34-MTP
29 SEPTEMBER 2003**

By Order of the Secretary of the Army:

PETER J. SCHOOMAKER
General, United States Army
Chief of Staff

Official:



JOEL B. HUDSON
Administrative Assistant to the
Secretary of the Army
0325602

DISTRIBUTION:

Active Army, Army National Guard, and US Army Reserve: Not to be distributed.
Electronic Means Only.

PIN: 080327-000